

2024-6-24 BSG Newsletter – Betting System Monthly Results Update

Dear all,

(This is a group mail to my [Betaminic](#) newsletter list and www.BettingSystemsGuide.com newsletter list.)

Super Short Summary of this newsletter:

1 Combined Results of 6 Betting Systems: **-£4,193 in the last month after costs**

1.1 Update on **Tom's Betaminic Draw System** (Down -12 points to +48 points after 7 months) An understandable losing month after 2 winning months.

1.2 Update on **Tom's BSG Draw System** (Down -16 points to +74 points after 12 months) Don't panic. Don't give up. This is the nature of the system.

1.3 Update on **Tom's Low Drawdown Betaminic Set of 9 "2024 LD9"** (Down -10 points to +25 points after 5 months) Still early days in terms of pick numbers.

1.4 Update on **Betaminic's Contend UD** (Up +4 points to +10 points after 5 months) Still early days in terms of pick numbers.

1.5 Update on **Betaminic's BetaminicLdsys** (Down -15 points to -13 points after 3 months) Still early days in terms of pick numbers.

1.6 Update on **Tom's BM Tennis System** (Up +22 points to +22 points after 1 month on TS) A promising start, but still a very new system.

2 Current Betting System Setup Summary: Bank Size, Profit Targets, Costs, Drawdowns, Exit Points

3 System Menu: Key Stats for easy comparison

4 Automated Betting: Bf Bot Manager, TippingSports & ApostasBF

5 Screenshots and Detailed Results

IMPORTANT Staking Advice

Key Advice 1: Level stakes is best for the high volume, high volatility BSG Draw System and Betaminic Draw System. **Don't reduce stakes during losing runs. Don't increase stakes after a winning run.** Only increase stakes after a losing run.

Key Advice 2: Percentage staking and Whitaker staking are fine for low drawdown, low volatility Betaminic Strategies. But I currently choose level stakes for all my systems.

UPDATES

For more frequent updates than this monthly newsletter, I post comments, updates and articles on the [Reddit community](#) and on my [BSG website blog](#). If you are following any of my systems, I highly recommend you join that Reddit community.

Read this month's newsletter on my website or download the PDF there.

Best Regards,
Tom

p.s. Have you been wondering what the words are for the [German fans' rendition of Major Tom](#) at Euro 2024? (I have, and it's been stuck in my head.)

Völlig losgelöst von der Erde / Schwebt das Raumschiff, völlig schwerelos.

Completely isolated from Earth / The spaceship floats, totally weightless.

(And here is a [really long article](#) explaining why they are singing it.)

Useful Links:

1 My Betting Advice Site: www.bettingsystemsguide.com

2 Betaminic big data betting strategies: <http://www.betaminic.com/?ref=TomW> (Can be automated)

3 Reddit Betaminic Community: <https://www.reddit.com/r/AutomatedBettingBots/>

4 Betaminic's tipping account [BetaminicSys](#) on www.tippingsports.com (Can automate with a Betfair account)

5 Betaminic's tipping account [BetaminicDraw](#) on www.tippingsports.com (Can automate with a Betfair account, ask me for my BetaminicDraw bot set)

6 Betaminic's tipping account [BetaminicLdsys](#) on www.tippingsports.com (Can automate with a Betfair account)

7 My BSG Draw System account [bsgDrawSystem](#) on www.tippingsports.com (Can automate with a Betfair account, ask me for my bsgDrawSystem bot set)

Pro Betting Tools

1 [Bf Bot Manager](#) automated betting software for Betfair

2 [IPT In Play Trading data feed](#) add-on for Bf Bot Manager – Get all the live scores for all the Betfair in-play football games.

3 [ApostasBF betting exchange](#): My BSG Draw System is available to my ApostasBF referrals for FREE! No subscriptions, no downloads, no VPS, just free automated betting.

4 [The Staking Machine](#) staking analysis software

5 VPN services: [TunnelBear](#) offer a free VPN with no time limit (2GB per month limit). Paid VPNs are available with more bandwidth. Useful for accessing [AsianConnect](#).

6 VPS: I use [SimplyHosting](#) for my VPS that hosts my [Bf Bot Manager](#) software.

7 [TippingSports](#) for 3rd party verified tipsters that can be easily automated with a Betfair account.

Affiliate Link Disclaimer: I may receive commission for purchases made via my affiliate links. I have used all these services myself and I do not recommend anything that I have not used myself. I can offer support and answer your questions about these services because of this experience. If you do decide to use any of these services, then clicking through my links is an easy way to say thanks for me introducing you to it.

Complete unsubscribe and remove email: To be removed from my excel email list for all future emails, please email bettingsystemsguide@gmail.com with "unsubscribe" in the title or email text. The unsubscribe button in this newsletter only removes you from the monthly newsletter list.

1 Betting System results -£4,193 in the last month after costs

	Total P/L NET costs Since 2023-6-20	This month's P/L NET costs
2024-6-23	£4,417	-£4,193

-£4,193 net loss in the last month from the 6 systems after costs have been taken into account.

Did it win or lose last month?

Last month, it made -£4,193 after costs, which is an absolute disaster. I had to refill my Betfair and ApostasBF accounts after bad runs from 4 of the 6 systems. Unfortunately, the systems compounded each other's losses instead of smoothing things out as they usually do. It has now had 4 losing months out of the last 12, which is okay. The only positive spin is that the BSG system hit a new low so the only way, surely, is up! This is the precise moment when people might give up, but this is just another drawdown that will return to its positive trend if we can stay with it.

Total	All Betting Systems P/L Including Costs				
	Total	Monthly	Nominal Bank	Working Bank	Systems
	NET P/L	NET P/L			
2023-7-22	£1,461	£1,461	£2,000	£2,000	(1) BSG Draws
2023-8-22	£758	-£703	£2,000	£2,000	(1) BSG Draws
2023-9-18	£1,874	£1,116	£2,000	£2,000	(1) BSG Draws
2023-10-17	£3,283	£1,410	£3,000	£3,000	(2) BSG Draws, BM Draws
2023-11-17	£4,932	£1,649	£3,000	£3,000	(2) BSG Draws, BM Draws
2023-12-18	£4,860	-£73	£3,000	£3,000	(2) BSG Draws, BM Draws
2024-1-16	£3,550	-£1,310	£4,000	£4,000	(2) BSG Draws, BM Draws
2024-2-18	£3,795	£245	£9,000	£4,000	(4) BSG Draws, BM Draws, 2024 LD9, Contend UD
2024-3-18	£4,931	£1,136	£9,000	£4,000	(4) BSG Draws, BM Draws, 2024 LD9, Contend UD
2024-4-16	£8,276	£3,345	£12,000	£4,000	(5) BSG Draws, BM Draws, 2024 LD9, Contend UD, BetaminicLdsys
2024-5-20	£8,610	£334	£12,000	£4,000	(5) BSG Draws, BM Draws, 2024 LD9, Contend UD, BetaminicLdsys
2024-6-23	£4,417	-£4,193	£12,000	£5,000	(6) BSG Draws, BM Draws, 2024 LD9, Contend UD, BetaminicLdsys, BM Tennis

Notes: I have reduced the nominal bank to £12,000. This is because the 5 systems are all sharing the same bank, so the largest bank (the Betaminic Draw bank now on £20 double stakes) becomes the nominal bank. In reality, I am not risking £30,000 on betting, as the previous nominal bank suggested. I am risking maximum £12,000, and that would be it, the end of this. The £5,000 working bank is the amount I would need to leave in my account to keep these 5 systems going, and any amounts above that withdrawn as profit. Refills are allowed up to the £12,000 maximum.

How did each system do?

I am going to talk about how each system did based on points and units.

Points means how it did in terms of a 100-point bank allotted to it, which is based on my drawdown estimations. (For bank focused users who cannot refill.)

Units means how it did in terms of the stake applied to it. (For profit focused users who are able to refill when needed.)

System	P/L Points this month (% of bank)	P/L Units this month (multiple of stake)	Stake	P/L in £ This month	System Total P/L in £	Expected points per month	Current points per month	Expected units per month	Current units per month	Months Running
1 Tom's BSG Draw System	-16	-143	£10	-£1,430	£6,770	12	6	110	56	12
2 Tom's Betaminic Draw System	-12	-71	£20	-£1,411	£2,099	8	6	59	35	7
3 Tom's Low Drawdown Betaminic Set of 9 "2024 LD9"	-10	-5	£100	-£523	£1,242	22	5	11	2	5
4 Betaminic's Contend UD	4	2	£100	£184	£483	7	2	3.5	1	5
5 Betaminic's BetaminicLdsys	-15	-7	£100	-£736	£111	18	-3	9	-1	3
6 Tom's BM Tennis System	-2	-1	£100	-£77	-£77	22	-2	11	-1	0.5
Total Gross Profit/Loss (Excluding costs)	-51	-225		-£3,993	£10,628	89	14	203.5	92	

1.1 Update on Tom's Betaminic Draw System

The **Betaminic Draw System** (via TippingSports) is doing the best in my opinion. Despite the loss of -71 units last month, it has made profit in 5 of the 7 months it has been running. It has lower drawdowns than the BSG Draw system. It is currently -143 units down from its last highest peak. It is in a losing run at the moment, but only -143 units of its 590 unit nominal bank. Unfortunately, I doubled my stakes last month instead of waiting for a losing period. With my very conservative 590 unit bank, it has made an average of 6% profit per month. That is quite good.

Results	Betaminic Draw System			Units of profit per month (Starting bank 590)	Points of profit per month (Starting bank 100 points)
	Total	Monthly	1-unit stakes		
	P/L	P/L			
2023-11-17	£0	£0	£10	0	0
2023-12-18	£508	£508	£10	51	9
2024-1-16	£1,079	£572	£10	57	10
2024-2-18	£2,468	£1,389	£10	139	24
2024-3-18	£1,926	-£542	£10	-54	-9
2024-4-16	£2,822	£896	£10	90	15
2024-5-20	£3,510	£688	£10	69	12
2024-6-23	£2,099	-£1,411	£20	-71	-12
Average		£262		35	6
Total				280	48

1.2 Update on Tom's BSG Draw System

The **BSG Draw System** had a second losing month in a row with -143 units. It is currently -400 units down from its last highest peak. It is in a losing run at the moment, and -400 units of its 880 unit nominal bank. This is the biggest drawdown it has had yet in its 12 months. Part of this bigger drawdown has been caused by the 0-0 correct score Bot 6 which has a low core trend win rate of 12%, and that will increase the depth of the losing runs. The Bot 2 pre-match draw core trend has a win rate of 28% from the

last 800 bets. This needs to have a distinctly above average win rate to help it get back to its 33% long term win rate. The 2 months from February 18th to April 18th saw a winning run of +553 units from 1,000 core trend trigger bets. I am expecting to see something similar over the next few months. For this reason, I have increased my stakes on my bots in Bf Bot Manager and on ApostasBF. For the BSG draw system, you can only increase stakes during losing runs. Don't decrease stakes in losing runs and "wait for it to show it is working again" and then increase stakes once it is going back in profit. You will only set yourself up to catch the next losing run on bigger stakes. Only increase stakes during losing runs, and never increase stakes after a winning run. Keep stakes at the same level at all other times if possible. (Or decrease stakes when the current losing run gets back to zero units, and then wait for the next losing run to rejoin.)

Results	1GBP BSG Draw System			Units of profit per month (Starting bank 880)	Points of profit per month (Starting bank 100 points)
	Total	Monthly	1-unit stakes		
	P/L	P/L			
2023-6-19	£333	£333	£1	333	37
2023-7-22	£594	£261	£1	261	29
2023-8-22	£543	-£50	£1	-50	-6
2023-9-18	£800	£257	£1	257	28
2023-10-17	£856	£55	£1	55	6
2023-11-17	£950	£94	£1	94	10
2023-12-18	£935	-£15	£1	-15	-2
2024-1-16	£756	-£179	£1	-179	-20
2024-2-18	£735	-£20	£1	-20	-2
2024-3-18	£1,016	£280	£1	280	31
2024-4-16	£1,289	£273	£1	273	30
2024-5-20	£1,153	-£136	£1	-136	-15
2024-6-23	£1,010	-£143	£1	-143	-16
Total since 2023-6-19		£677		677	74
Average since 2023-6-19		£56		56	6

I reached my deposit limit on Betfair, so I had to use ApostasBF to refill my bank for the BSG Draw System. This meant my 10 GBP bot set on Bf Bot Manager missed some of the losses over the last month and only shows a -£130 loss when it should be -£1,400. For this reason, I am switching to show the BSG Draw System results with the 1 GBP bot set results. These got all the bets on and shows the losses more accurately. I considered which is more important to show, the actual results of the system or my actual results. I think it is better to show the actual results of the system since this is the most accurate data to base our decisions on. My actual results have various issues from some bets not getting placed due to a lack of funds or being paused and switched to simulation mode while the £10 stakes betting goes on in ApostasBF. The important thing for me is to have the system data in a way that I can understand which of the systems is most consistent, efficient and profitable. At the moment, I think BSG Draws is the most profitable in terms of units per month, but Betaminic draws is the most consistent and efficient. With my very conservative 880 unit bank, BSG has made an average of 6% profit per month, but that is less efficient than the Betaminic Draw System which is making 6% profit on a 590 unit bank.

1.3 Update on Tom's Low Drawdown Betaminic Set of 9 "2024 LD9"

This set had a losing month of -5 units which is entirely within its normal levels.

Strategies need to be given 500-1,000 bets to really have a chance to show their trend again. Most of the strategies in my LD9 set have under 100 bets at the moment, so it is far too early to consider removing them. I have examined all these strategies very closely and I like the underlying filters in them and want to give them all a chance long term. With the Betaminic strategies, it is very important not to view them in calendar time of months, but to view each of them in 100 bet periods as part of a 10 period long term plan of 1,000 bets. In that sense, 03 Banker has had a winning first period with +4.2 units but 02 Away Weak Favorite has had a losing first period with -4.4 units. The other 7 strategies are still in their first of 10 periods. It is still very early days.

Group by: 2024 LD9 Tom's Low Drawdown Betaminic Set of 9 Strategies (Since 2024-1-18) (P/L: £1,242.00)

Results	Tom's Low Drawdown Betaminic Set of 9 Strategies "2024 LD9"		1-unit stakes	Units of profit per month (Starting bank 50 units)	Points of profit per month (Starting bank 100 points)
	Total	Monthly			
	P/L	P/L			
2024-1-18	£0	£0	£100	0	0
2024-2-18	-£820	-£820	£100	-8	-16
2024-3-18	£231	£1,051	£100	11	21
2024-4-16	£171	-£60	£100	-1	-1
2024-5-20	£1,765	£1,594	£100	16	32
2024-6-23	£1,242	-£523	£100	-5	-10
Average		£248		2	5
Total				12	25

1.4 Update on Betaminic's Contend UD

This strategy had an average month with 1.84 units of profit. I am still waiting for another big jump like in April. With few picks per month, it tends to go up in jumps. After its first 100 bet period it is in profit though, which is a good sign.

Group by: 2024 PB1 Tom's Profit Betaminic Set (P/L: £483.00)

PB1 01 £100 Contend UD (B-bot)	£483.00	48/139	35.00%
P/L: £483.00			

Results	Betaminic Contend UD System		1-unit stakes	Units of profit per month (Starting bank 50)	Points of profit per month (Starting bank 100 points)
	Total	Monthly			
	P/L	P/L			
2024-1-18	£0	£0	£100	0	0
2024-2-18	-£562	-£562	£100	-6	-11
2024-3-18	-£601	-£39	£100	-0	-1
2024-4-16	£681	£1,282	£100	13	26
2024-5-20	£299	-£382	£100	-4	-8
2024-6-23	£483	£184	£100	2	4
Total		£483		5	10
Average		£97		1	2

1.5 Update on Betaminic's BetaminicLdsys

BetaminicLdsys is not doing anything special at the moment, but after 6 months of consecutive profits, it was due a poor run. Hopefully that will improve. Again, as I said with Betaminic strategies, we need to view time in terms of 100 bet chunks as part of a 1,000 bet long term plan for each strategy. So very early days for these strategies in this bot set.

Results	Betaminic BetaminicLdsys System		1-unit stakes	Units of profit per month (Starting bank 50)	Points of profit per month (Starting bank 100 points)
	Total	Monthly			
	P/L	P/L			
2024-3-18	£0	£0	£100	0	0
2024-4-16	-£100	-£100	£100	-1	-2
2024-5-20	£111	£211	£100	2	4
2024-6-23	-£625	-£736	£100	-7	-15
Total		-£625		-6	-13
Average		-£208		-2	-4

Group by: 2024 LD4 BetaminicLdsys (TippingSports) 4 Strategies (Started 2024-3-19) (P/L: -£625.00)

Strategy	P/L	Units	ROI
LD4 01 £100 Colossus 01 Home Dog (B-bot)	-£400.00	0/4	0.00%
LD4 02 £100 Away weak favourite 41 of 111 l...	-£90.00	33/76	43.00%
LD4 03 £100 BANKER?? (B-bot)	-£51.00	55/73	75.00%
LD4 04 £100 Colossus 05 Against the Trend ...	-£84.00	1/3	33.00%
P/L: -£625.00			



BetaminicLdsys

Joined Nov 20th 2023

Charts

389 Tips 237 Winning tips 60.93% Strike rate +27.93 Points profit 778.00 Invested (points) 3.59% ROI

Profit/loss over time




Points profit/loss over time

	Jan	Feb	Mar	Apr	May	Jun	Jul	Aug	Sep	Oct	Nov	Dec
2024	1.81	9.34	18.46	8.64	-22.83	-3.75						
2023										2.74	13.52	

1.6 Update on Tom's BM Tennis System

The bets based on tennis have gone well so far. I have been manually adding them to TippingSports based on Betaminic's Tennis Statistics page. I have tried to stick to tournament rounds where backing the favourite has led to yields of 5% or more. Backing the favourite of odds of 1.9 or lower is meant to keep the win rate high and the potential drawdown low, especially when we don't know past drawdowns, so I can only operate using the ELS (Expected Losing Sequence) as a judge of potential drawdown levels. It has shown 6.73% ROI (that is after 4% commission taken out) after 165 bets, which is quite good. I have been betting on ApostasBF, but added a bot to my simulation PC to have a screenshotable BFBM bot, but it is in the red after 58 bets. This system is free to follow, and you can also make your own decisions about betting on rounds where the underdogs make profit, too. My gut feeling is first and second round games are best since the most data exists for them.

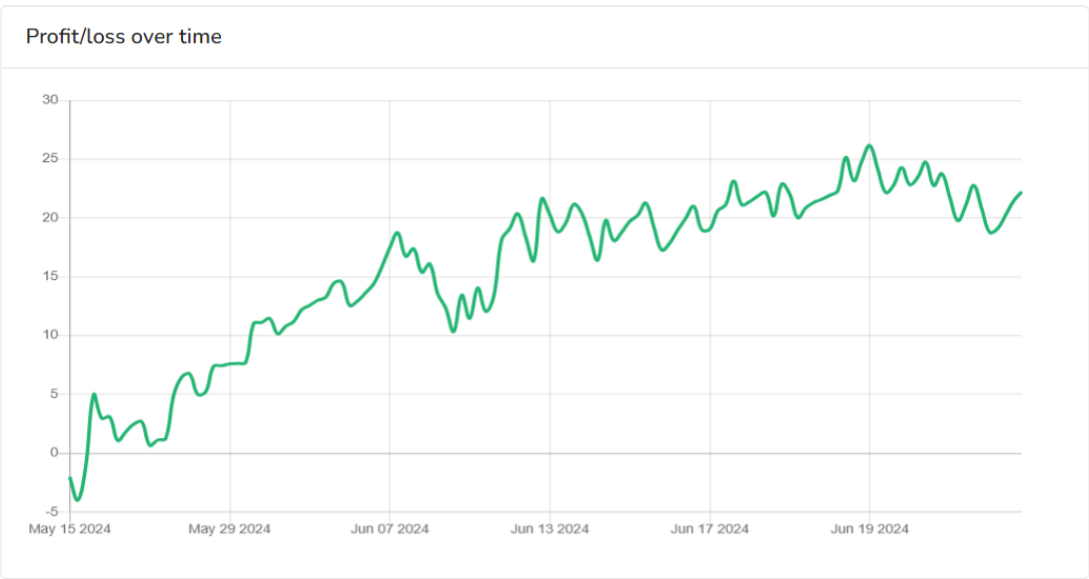


TennisBets

Joined May 15th 2024

Charts

165 Tips 119 Winning tips 72.12% Strike rate +22.22 Points profit 330.00 Invested (points) 6.73% ROI



Points profit/loss over time

	Jan	Feb	Mar	Apr	May	Jun	Jul	Aug	Sep	Oct	Nov	Dec
2024					12.57	9.65						

Results	Betaminic BetaminicLdsys System		1-unit stakes	Units of profit per month (Starting bank 50)	Points of profit per month (Starting bank 100 points)
	Total	Monthly			
	P/L	P/L			
2024-6-23	-£77	-£77	£100	-1	-2
Total		-£77		-1	-2
Average		-£77		-1	-2

	Betaminic TennisBets 100 GBP level stakes (Si...	-£77.00	40/58	69.00%
--	--------------------------------------------------	----------------	-------	--------

Do we need to change anything?
You don't need to change anything.

2 Current Betting System Setup Summary: Bank Size, Profit Targets, Costs, Drawdowns, Exit Points

I am now following 6 Betting Systems.

System 1: The BSG Draw System (An Automated betting system that bets pre-match and in-play)

System 2: Betaminic Draw Strategies (An Automated betting system that bets pre-match and in-play)

System 3: Tom's Low Drawdown Betaminic Set of 9 Strategies "2024 LD9" (A manual or automated betting system that bets pre-match)

System 4: Contend UD (A manual or automated betting system that bets pre-match)

System 5: Betaminic's Low Drawdown "BetaminicLdsys" Set of 4 (A manual or automated betting system that bets pre-match)

System 6: Tom's BM Tennis System (A manual or automated betting system that bets pre-match)

I am using the [Bf Bot Manager automated betting software](#) to automate betting on these systems on Betfair.com and ApostasBF.

I am also using [IPT In Play Trading data feed](#) for Bf Bot Manger to fill in the gaps for the Betfair livescores.

I am also using [ApostasBF](#) and its free ATZbet tool as a non-Betfair.com way to follow my systems to avoid the Betfair 20% Premium Charge and deposit limits.

I am also using [TippingSports](#) to add manual tips that get sent to my BFBM bots and also as a way to track the performance of Betaminic Multi-Strategy Systems and my BSG Draw System core trend.

See my website for more details on how to set them up:

<https://bettingsystemsguide.com/betting-systems/>

Email me if you want to use any of my bot sets.

System 1: Tom's BSG Draw System

1	bsgDrawSystem	https://bettingsystemsguide.com/bsg-draw-system/ https://bettingsystemsguide.com/apostasbf-betfair/
---	---------------	----------------------------------------------------------------------------------------------------------------------------------------------------------------------------------------------------------------------------------------

BSG Draw System Bank Management	Calculate by Points	Calculate by Units
Starting Point	Use your bank size as your starting point	Use your stake size as your starting point
Target Profit from £1 6-bot set (Based on £1 bots monthly averages ²)	+12.1 points per month (+12.1 points is +12.1% of your bank)	+110 units per month (+110 units is 110 x your stake unit)
Bank size	100 point bank	880 unit bank
Stake Size	0.11 point stakes (1 point = 1% of bank, so 0.11 points is 0.11%)	1 unit stakes
Actual Maximum Drawdown	-46.2 points AMD (This would be -46.2% of your 100 point bank)	-420 units AMD (This would be -420 x your stake unit)
Estimated Potential Maximum Drawdown (ELS x 4)	-96.8 EPMD (This would be -96.8% of your 100 point bank)	-880 units EPMD (This would be -880 x your stake unit)
Current Drawdown from Last Highest Peak (2024-6-24)	-42.9 points	-390 units

Follow in 2 ways:

Method 1: Subscription

Costs: 100 GBP per month [bsgDrawSystem](#) subscription (**First month free**)

(Also needs a 10 GBP per month [Bf Bot Manager Subscription](#) and Betfair account)

(Optional: Some people also get the [IPT In Play Trading data feed](#) for Bf Bot Manger to fill in the gaps for the Betfair livescores for £20 per month.

[Setup Guide here](#)

Method 2: No Subscription

Free if you bet using the [ApostasBF betting exchange](#).

(You must sign up via my referral link <https://apostasbf.com/exchange/?affid=NTyIvc> or you will still need a BSG Draw subscription.)

[Setup Guide here](#).

System 2: Tom's Betaminic Draw System

1	Back the Draw (2020) v1 Dell (Update 2023-12-5) Y5% WR34%	https://www.betaminic.com/system/strategy/details/1269991
2	championnat nul d6	https://www.betaminic.com/system/strategy/details/950516
3	Draw / Strategie / 3 AL WR33%	https://www.betaminic.com/system/strategy/details/1219890
4	Draw / Strategie / 3 TomV2	https://www.betaminic.com/system/strategy/details/1274291
5	draw top	https://www.betaminic.com/system/strategy/details/115054
6	draw-robman-S1	https://www.betaminic.com/system/strategy/details/266265
7	Empate Equipos iguales	https://www.betaminic.com/system/strategy/details/924392
8	empate nos unders	https://www.betaminic.com/system/strategy/details/558314
9	Golden 6 No1 Big vs Good V2 AL	https://www.betaminic.com/system/strategy/details/1213649
10	Golden6.6 – Draws are in late 2.0	https://www.betaminic.com/system/strategy/details/641160
11	HDQ Unders Draws (Low Drawdown Version)	https://www.betaminic.com/system/strategy/details/1272189
12	Missing Draws - Top Leagues	https://www.betaminic.com/system/strategy/details/19890
13	Pro7 Bore Draw v2	https://www.betaminic.com/system/strategy/details/7940

Betaminic Draw System Bank Management	Calculate by Points	Calculate by Units
Starting Point	Use your bank size as your starting point	Use your stake size as your starting point
Profit per month from £10 5-bot set (Based on £10 bots Total Actual Profit)	+8.2 points per month (+8.2 points is +8.2% of your bank)	+59 units per month (+59 units is 59 x your stake unit)
Bank size	100 point bank	590 unit bank
Stake Size	0.17 point stakes (1 point = 1% of bank, so 0.17 points is 0.17%)	1 unit stakes
Actual Maximum Drawdown	-36 AMD (This would be -36% of your bank)	-210 AMD (This would be -210 x your stake unit)
Estimated Potential Maximum Drawdown (ELS x 4)	-99 EPMD (This would be -99% of your bank)	-590 EPMD (This would be -590 x your stake unit)
Current Drawdown from Last Highest Peak (2024-6-24)	-23.8 points	-140 units

Follow in 2 ways:

1 Subscription

Through [TippingSports.com](https://www.tippingsports.com)

Costs: 140 EUR (120 GBP) per month [BetaminicDraw](#) Subscription (Cheaper and simpler than following directly through Betaminic)

(Also needs a 10 GBP per month [Bf Bot Manager Subscription](#))

2 Pay-per-pick

Through [Betaminic.com](https://www.betaminic.com)

Costs: Depends on how many draw strategies you follow and which pick package you buy.

(Also needs a 10 GBP per month [Bf Bot Manager Subscription](#))

System 3: Tom's Low Drawdown Betaminic Set of 9 Strategies "2024 LD9"

1	2023 Colossus 01 Home Dog V2 All Leagues	https://www.betaminic.com/system/strategy/details/1175871
2	Away weak favourite 41 of 111 leagues 4%+ yields	https://www.betaminic.com/system/strategy/details/793300
3	BANKER???	https://www.betaminic.com/system/strategy/details/953067
4	e2	https://www.betaminic.com/system/strategy/details/11086
5	OVER 2.	https://www.betaminic.com/system/strategy/details/949913
6	Sayar's Under 2.5 (A1)	https://www.betaminic.com/system/strategy/details/138773
7	TOM WHITAKER BSG 05 Scoring Teams Home Favourites	https://www.betaminic.com/system/strategy/details/619668
8	UNDER MIN 2 YENİ STRATEJİ	https://www.betaminic.com/system/strategy/details/12914
9	x 4 +	https://www.betaminic.com/system/strategy/details/45152

2024 LD9 System: 50-point bank

Bank: 50-point bank

Bets: Back the selection at current odds close to kick off.

Target Profit: 10 points per month average after 1,000 bets. (Total of about 100 points after 10 months)

Drawdown: -10 points monthly average so far / 12-year -32.33 points maximum drawdown according to Betamin Builder Aggregator

Exit point: When 50-point bank is gone or when the 1,000-bet mark is reached.

Cost: 114 Betaminic picks per month average costs **£58 per month** with the 2,000 pick package, or £98 per month with the 100 pick packages.

2024 LD9 System Bank Management	Calculate by Points	Calculate by Units
Starting Point	Use your bank size as your starting point	Use your stake size as your starting point
Profit per month from Betaminic Aggregator	+20 points per month (+20 points is +20% of your bank)	+10 units per month (+10 units is 10 x your stake unit)
Bank size	100 point bank	50 unit bank
Stake Size	2 point stakes (1 point = 1% of bank, so 2 points is 2%)	1 unit stakes
Actual Maximum Drawdown	-65 AMD (This would be -65% of your bank)	-32.33 AMD (This would be -32.33 x your stake unit)
Estimated Potential Maximum Drawdown (ELS x 4)	-84.32 EPMD (This would be -84.32% of your bank)	-42.16 EPMD (This would be -42.16 x your stake unit)
Current Drawdown from Last Highest Peak (2024-6-24)	-10 points	-5 units

System 4: Contend UD (My personal pick of a strategy I think is due a strong run in 2024)

1	Contend UD	https://www.betaminic.com/system/strategy/details/205916
---	------------	---------------------------------------------------------------------------------------------------------------------------------

Bank: 50-point bank

Bets: Back the selection at current odds close to kick off.

Target Profit: 3.6 points per month average after 1,000 bets. (Total of about 36 points after 10 months)

Drawdown: -8 points monthly average so far / 12-year -34.12 points maximum drawdown according to Betamin Builder Aggregator

Exit point: When 50-point bank is gone or when the 1,000-bet mark is reached.

Cost: 27 Betaminic picks per month average costs **£14 per month** with the 2,000 pick package, or £23 per month with the 100 pick packages.

Contend UD Bank Management	Calculate by Points	Calculate by Units
Starting Point	Use your bank size as your starting point	Use your stake size as your starting point
Profit per month from Betaminic Aggregator	+7.2 points per month (+7.2 points is +7.2% of your bank)	+3.6 units per month (+3.6 units is 3.6 x your stake unit)
Bank size	100 point bank	50 unit bank
Stake Size	2 point stakes (1 point = 1% of bank, so 2 points is 2%)	1 unit stakes
Actual Maximum Drawdown	-68% AMD (This would be -68% of your bank)	-34.12 AMD (This would be -34.12 x your stake unit)
Estimated Potential Maximum Drawdown (ELS x 4)	-100 EPMD (This would be -100% of your bank)	-50 EPMD (This would be -50 x your stake unit)
Current Drawdown from Last Highest Peak (2024-6-24)	-48 points	-24 units

System 5: Betaminic's Low Drawdown "BetaminicLdsys" Set of 4

1	Colossus 01 Home Dog	https://www.betaminic.com/system/strategy/details/6409
2	BANKER???	https://www.betaminic.com/system/strategy/details/953067
3	Colossus 05 Against the Trend Overs AL (Updated 2020-07-04)	https://www.betaminic.com/system/strategy/details/263780
4	Away weak favourite 41 of 111 leagues 4%+ yields	https://www.betaminic.com/system/strategy/details/793300

Bank: 50-point bank

Bets: Back the selection at current odds close to kick off.

Target Profit: 10 points per month average after 1,000 bets. (Total of about 120 points after 12 months)

Drawdown: -6 points monthly average so far / 12-year -25 points maximum drawdown according to Betamin Builder Aggregator

Exit point: When 50-point bank is gone or when the 1,000-bet mark is reached.

Cost to follow through [TippingSports](#): **£42 per month** fixed with a 12-month subscription.

Cost to follow directly through Betamin Builder: All 4 strategies between **£30-£50 per month**. The aggregator suggests 60 picks per month on average which would be £30 GBP per month with the 2,000-pick package. £51 GBP per month with the 100 pick packages.

BetaminicLdsys Bank Management	Calculate by Points	Calculate by Units
Starting Point	Use your bank size as your starting point	Use your stake size as your starting point
Profit per month from Betaminic Aggregator	+13.34 points per month (+13.34 points is +13.34% of your bank)	+6.67 units per month (+6.67 units is 6.67 x your stake unit)
Bank size	100 point bank	50 unit bank
Stake Size	2 point stakes (1 point = 1% of bank, so 2 points is 2%)	1 unit stakes
Actual Maximum Drawdown	-50 AMD (This would be -50% of your bank)	-25 AMD (This would be -25 x your stake unit)
Estimated Potential Maximum Drawdown (ELS x 4)	-56% EPMD (This would be -56% of your bank)	-27.79 EPMD (This would be 27.79 x your stake unit)
Current Drawdown from Last Highest Peak (2024-6-24)	-33 points	-16.5 units

Selected Strategies:

Away weak favourite 41 of 111 leagues 4%+ yields BANKER?? Colossus 01 Home Dog Colossus 05 Against the Trend Overs AL (Updated 2020-07-04)

9891 Total Bets	69 Av. Picks/Month	+6.67 Av. P&L/Month	63/37 % % Bet Won/Lost	1.87 Avg. Odds	-24.54 Max DD	+986.88 P & L	+9.98 % Yield %
--------------------	-----------------------	------------------------	---------------------------	-------------------	------------------	------------------	--------------------



System 6: Tom's Betaminic Tennis System

1	Colossus 01 Home Dog	https://www.tippingsports.com/en/profile/9561 https://www.betaminic.com/statistics-tennis/
---	-----------------------------	----------------------------------------------------------------------------------------------------------------------------------------------------------------------------------------------------------------------

These tips are made using the Betaminic Tennis Statistics page.

<https://www.betaminic.com/statistics-tennis/>

Betaminic have a statistics page for tennis. It uses tennis ATP/WTA statistics AND historical sportsbook odds since 2014 in the Betamin Builder style to show what betting strategies worked historically for tennis. For example, it shows that backing the favorite in specific rounds of specific tournaments generated a profit over the last 10 years. It also shows backing which players leads to positive yields. For now, the page is free to view. You just need to register for Betaminic (free).

<http://www.betaminic.com/?ref=TomW>

I made a video on how to use the statistics page here: https://youtu.be/T95uMgfbeXo?si=ltv3lqsbjN5Zy5_1

You can see the ATP/WTA calendar here <https://www.atptour.com/en/tournaments>

Then you can check if betting on the fav or dog in any particular rounds generates a profit for upcoming events.

Since the stats are free for now, I am posting my tips for free here. They get sent to my Bf Bot Manager software and also ApostasBF for automated betting.

They are not Betaminic endorsed tips, they are just my idea of how to use those stats. Tips will be added when I have the time.

Bank: 50-point bank

Bets: Back the selection at current odds close to kick off.

Target Profit: 22 points per month average after 1,000 bets. (Total of about 264 points after 12 months)

Drawdown: -9 points monthly average so far / -40 points Estimated Potential Maximum Drawdown according to ELS x 4.

Exit point: When 50-point bank is gone or when the 1,000-bet mark is reached.

Cost: FREE to follow through [TippingSports](#) or [Betaminic Statistics Page](#)

Tom's Tennis System Bank Management	Calculate by Points	Calculate by Units
Starting Point	Use your bank size as your starting point	Use your stake size as your starting point
Profit per month	+22 points per month (+22 points is +22% of your bank)	+11 units per month (+11 units is 11 x your stake unit)
Bank size	100 point bank	50 unit bank
Stake Size	2 point stakes (1 point = 1% of bank, so 2 points is 2%)	1 unit stakes
Actual Maximum Drawdown	-9 AMD (This would be -9% of your bank)	-4.5 AMD (This would be -25 x your stake unit)
Estimated Potential Maximum Drawdown (ELS x 4)	-40% EPMD (This would be -40% of your bank)	-20 EPMD (This would be 20 x your stake unit)
Current Drawdown from Last Highest Peak (2024-6-24)	-4 points	-2 units

3 System Menu Key Stats for easy comparison

In order to make it easier to compare the systems, I will display them from a unit (stake) perspective and a bank size (points) perspective.

Points means how it did in terms of a 100-point bank allotted to it, which is based on my drawdown estimations. (For bank focused users who cannot refill.)

Units means how it did in terms of the stake applied to it. (For profit focused users who are able to refill when needed.)

By point (bank size) perspective.

System	Points per month	AMD % of bank	EPMD % of bank	Monthly System Cost for BFBM	Recommended Minimum Bank Size ⁵ (Target monthly gross profit in brackets)	Bank Size to aim for £1,000 gross profit per month (By backtesting)	Tom's Results Points per month (months of data in brackets)	Bank Size to aim for £1,000 gross profit per month (By Tom's Results)
1: Tom's BSG Draw System	12.1	-46.2	-96.80	£100 ^{1,2,3} / Free ⁶	£3,000 (£363)	£8,264	6 (12m)	£15,714
2: Tom's Betaminic Draw Strategies	8.2	-36	-99	£120 ^{1,2,3}	£3,000 (£246)	£12,195	6 (7m)	£16,857
3: Tom's Betaminic LDD Set of 9	20	-65	-84.32	£58 ⁴	£1,000 (£200)	£5,000	5 (5m)	£25,000
4: Contend UD	7.2	-68	-100	£14 ⁴	£500 (£36)	£13,888	2 (5m)	£50,000
5: BetaminicLdsys Set of 4	13.34	-50	-56	£30 ⁴	£500 (£67)	£7,496	-3 (3m)	N/A
6: Tom's BM Tennis System	22	-9	-40	FREE	£100 (£22)	£5,000	-2 (0.5m)	N/A

By unit (stake) perspective

System	Units per month	AMD in units	EPMD in units	Monthly System Cost for BFBM	Recommended Minimum Stake Size ⁵ (Target Monthly Gross Profit in brackets)	Stake Size to aim for £1,000 gross profit per month	Tom's Results Units per month (months of data in brackets)	Stake Size to aim for £1,000 gross profit per month (By Tom's Results)
1: Tom's BSG Draw System	110	-420	-880	£100 ^{1,2,3} / Free ⁶	£3.30 (£363)	£9	56 (12m)	£18
2: Tom's Betaminic Draw Strategies	59	-210	-590	£120 ^{1,2,3}	£4.17 (£246)	£17	35 (7m)	£29
3: Tom's Betaminic LDD Set of 9	10	-32.33	-42.16	£58 ⁴	£20 (£200)	£100	2 (5m)	£500
4: Contend UD	3.6	-34.12	-50	£14 ⁴	£10 (£36)	£277	1 (5m)	£1,000
5: BetaminicLdsys Set of 4	6.67	-25	-27.79	£30 ⁴	£10 (£67)	£150	-1.5 (3m)	N/A
6: Tom's BM Tennis System	11	-4.5	-20	FREE	£2 (£22)	£100	-1 (0.5m)	N/A

¹BFBM (Bf Bot Manager automated betting software) costs £10 per month with a 12-month subscription. (Not mandatory for Systems 3,4,5)

²VPS (Virtual Private Server) costs £20 per month with a 12-month subscription. (Not mandatory for any system.)

³IPT (In Play Trading data feed for BFBM) costs £20 per month with a 12-month subscription. (Not mandatory for any system.)

⁴For average monthly pick numbers with the 2,000 pick package in the Betamin Builder.

⁵The minimum recommended bank/stake size aims to cover costs even if the system only reaches 50% of its target profit over the long term.

⁶Free to my referrals on ApostasBF (No extra subscription, VPS or software needed.)

Looking at the above tables, it looks like **System 3: Tom's Betaminic LDD Set of 9** and **System 6: Tom's BM Tennis System** get the best return on capital at the moment *in terms of backtested profit to aim for*, but in *my actual results* **System 1: Tom's BSG Draw System** and **System 2: Tom's Betaminic Draw System** get the best return on capital. But Systems 3-6 have very little actual results so far. Most strategies in each set have less than 100 bets in their data set, so it is a bit unfair to judge them in this way. On the other hand, in actual, real achieved results, System 1 and 2 come out as the best so far. If I was introducing my best friend to these 6 systems, I would make him follow System 1 and 2 together. If I could only pick one, then I would choose **System 2: Betaminic Draw System**.

System 3; Tom's Betaminic LDD Set of 9 and 6; Tom's BM Tennis System are good systems for smaller banks to start out with due to their low drawdowns. I also think it is a good idea to spread risk by following multiple systems, so I recommend following both the **System 1: BSG Draw System** and **System 2: Betaminic Draw System** when your betting budget allows.

IMPORTANT Staking Advice

Key Advice 1: Level stakes is best for the high volume, high volatility BSG Draw System and Betaminic Draw System. **Don't reduce stakes during losing runs. Don't increase stakes after a winning run.** Only increase stakes after a losing run.

Key Advice 2: Percentage staking and Whitaker staking are fine for low drawdown, low volatility Betaminic Strategies. But I currently choose level stakes for all my systems.

UPDATES

For more frequent updates than this monthly newsletter, I post comments, updates and articles on the [Reddit community](#) and on my [BSG website blog](#). If you are following any of my systems, I highly recommend you join that Reddit community.

4 Automated Betting Bots

If you want my bot sets for Bf Bot Manager or ApostasBF, or if you want assistance setting up automated betting. Email me at bettingssystemsguide@gmail.com.

5 Screenshots and Detailed Results

This is the data heavy part that you can skip if you want. It is more for people who want to see exact details of particular strategies they are also following.

System 1

BSG Draw System (Running since June 28th 2023)

After 12 months, the BSG Draw System is showing an average of 56 units profit per month.

Using a 880 unit potential maximum drawdown as the basis for a 100-point bank, staking 0.11 points per bet led to an average of 6 points profit per month.

I switched my main betting to ApostasBF for a variety of reasons, and moved the £10 bots to my simulation desktop. There was a significant difference between the simulated results of the £10 and the real mode results of the £1 bots. After going back over my £1 bots I noticed some differences in results. The £1 has much more data and many more bets each month, which makes it a much better set of results to judge the system by. There could be a number of reasons why the data does not match. i.e. the £10 set switched between the original selection method and the 2k traded volume rule for a while which reduced bet numbers. Also there may have been times when there was not enough for all the £10 stakes to be matched. And there may have been times when there was not enough money in my Betfair account on peak time Saturdays to cover all the £10 bets, but more of the £1 would have been covered.

In future I will also quote results from the £1 set.

Results	1GBP BSG Draw System			Units of profit per month (Starting bank 880)	Points of profit per month (Starting bank 100 points)	10 GBP Results	BSG Draw System			Units of profit per month (Starting bank 880)	Points of profit per month (Starting bank 100 points)
	Total	Monthly	1-unit stakes				Total	Monthly	1-unit stakes		
	P/L	P/L					P/L	P/L			
2023-6-19	£333	£333	£1	333	37						
2023-7-22	£594	£261	£1	261	29	2023-7-22	£1,561	£1,561	£10	156	17
2023-8-22	£543	-£50	£1	-50	-6	2023-8-22	£958	-£603	£10	-60	-7
2023-9-18	£800	£257	£1	257	28	2023-9-18	£2,174	£1,216	£10	122	13
2023-10-17	£856	£55	£1	55	6	2023-10-17	£3,915	£1,510	£10	151	17
2023-11-17	£950	£94	£1	94	10	2023-11-17	£4,951	£1,036	£10	104	11
2023-12-18	£935	-£15	£1	-15	-2	2023-12-18	£4,845	-£106	£10	-11	-1
2024-1-16	£756	-£179	£1	-179	-20	2024-1-16	£3,469	-£1,375	£10	-138	-15
2024-2-18	£735	-£20	£1	-20	-2	2024-2-18	£4,008	£539	£10	54	6
2024-3-18	£1,016	£280	£1	280	31	2024-3-18	£4,983	£975	£10	98	11
2024-4-16	£1,289	£273	£1	273	30	2024-4-16	£6,612	£1,629	£10	163	18
2024-5-20	£1,153	-£136	£1	-136	-15	2024-5-20	£5,136	-£1,477	£10	-148	-16
2024-6-23	£1,010	-£143	£1	-143	-16	2024-6-23	£5,005	-£131	£10	-13	-1
Total since 2023-6-19		£677		677	74	Total since 2023-6-19		£4,774		477	53
Average since 2023-6-19		£56		56	6	Average since 2023-6-19		£398		40	4

10 GBP BSG bots	All 6 Bots BSG Draw System (5 bots from 2023-7, 6 bots from 2024-4-16)															1-point stakes	Allotted Bank
	Total							Monthly									
	P/L	Bets	Won	Win Rate	ROI	Cost	NET P/L	P/L	Total bets	Won	Win Rate	ROI	Cost	NET P/L			
2023-7-22	£1,561.32	286	111	38.81%	53.50%	-£100	£1,461	£1,561.32	286	111	38.81%	53.50%	-£100	£1,461	£10	£2,000	
2023-8-22	£958.01	749	221	29.51%	12.53%	-£200	£758	-£603.31	463	110	23.76%	-12.77%	-£100	-£703	£10	£2,000	
2023-9-18	£2,173.51	1770	515	29.10%	12.03%	-£300	£1,874	£1,215.50	1021	294	28.80%	11.67%	-£100	£1,116	£10	£2,000	
2023-10-17	£3,914.52	3666	1087	29.65%	10.46%	-£400	£3,515	£1,509.63	1623	482	29.70%	9.12%	-£100	£1,410	£10	£2,000	
2023-11-17	£4,950.92	5027	1469	29.22%	9.65%	-£500	£4,451	£1,036.40	1361	382	28.07%	7.46%	-£100	£936	£10	£2,000	
2023-12-18	£4,844.63	5993	1718	28.67%	7.92%	-£600	£4,245	-£106.29	966	249	25.78%	-1.08%	-£100	-£206	£10	£2,000	
2024-1-16	£3,469.28	6564	1827	27.83%	5.18%	-£700	£2,769	-£1,375.35	571	109	19.09%	-23.60%	-£100	-£1,475	£10	£3,000	
2024-2-18	£4,008.08	7104	1989	28.00%	5.53%	-£800	£3,208	£538.80	540	162	30.00%	9.78%	-£100	£439	£10	£3,000	
2024-3-18	£4,983.25	8076	2230	27.61%	6.05%	-£900	£4,083	£975.17	972	241	24.79%	9.83%	-£100	£875	£10	£3,000	
2024-4-16	£6,612.15	9520	2575	27.05%	6.81%	-£1,000	£5,612	£1,628.90	1444	345	23.89%	11.05%	-£100	£1,529	£10	£9,000	
2024-5-20	£5,135.65	11540	3012	26.10%	4.36%	-£1,100	£4,036	-£1,476.50	2020	437	21.63%	-7.16%	-£100	-£1,577	£10	£9,000	
2024-6-23	£5,004.95	13041	3353	25.71%	3.76%	-£1,200	£3,805	-£130.70	1501	341	22.72%	-0.85%	-£100	-£231	£10	£9,000	

1 GBP BSG bots	All 6 Bots BSG Draw System (5 bots from 2023-7, 6 bots from 2024-4-16)															1-point stakes	Allotted Bank
	Total							Monthly									
	P/L	Bets	Won	Win Rate	ROI	Cost	NET P/L	P/L	Total bets	Won	Win Rate	ROI	Cost	NET P/L			
2023-6-19	£332.55	5312	1750	32.94%	6.26%		£333	£332.55	5312	1750	32.94%	6.26%		£333	£1	£900	
2023-7-22	£593.76	6346	2068	32.59%	9.36%		£594	£261.21	1034	318	30.75%	25.26%		£261	£1	£900	
2023-8-22	£543.31	7094	2264	31.91%	7.66%		£543	-£50.45	748	196	26.20%	-6.74%		-£50	£1	£900	
2023-9-18	£800.30	8795	2763	31.42%	9.10%		£800	£256.99	1701	499	29.34%	15.11%		£257	£1	£900	
2023-10-17	£855.63	12235	3864	31.58%	6.99%		£856	£55.33	1428	427	29.90%	3.87%		£55	£1	£900	
2023-11-17	£949.99	13738	4282	31.17%	6.92%		£950	£94.36	1503	418	27.81%	6.28%		£94	£1	£900	
2023-12-18	£934.73	14962	4591	30.68%	6.25%		£935	-£15.26	1224	309	25.25%	-1.25%		-£15	£1	£900	
2024-1-16	£755.50	15719	4746	30.19%	4.81%		£756	-£179.23	757	155	20.48%	-23.68%		-£179	£1	£900	
2024-2-18	£735.25	16907	5067	29.97%	4.35%		£735	-£20.25	1188	321	27.02%	-1.70%		-£20	£1	£900	
2024-3-18	£1,015.50	18720	5533	29.56%	5.42%		£1,016	£280.25	1813	466	25.70%	15.46%		£280	£1	£900	
2024-4-16	£1,288.63	20218	5918	29.27%	6.37%		£1,289	£273.13	1498	385	25.70%	18.23%		£273	£1	£900	
2024-5-20	£1,152.95	21813	6256	28.68%	5.29%		£1,153	-£135.68	1595	338	21.19%	-8.51%		-£136	£1	£900	
2024-6-23	£1,009.57	23825	6750	28.33%	4.24%		£1,010	-£143.38	2012	494	24.55%	-7.13%		-£143	£1	£900	

With the £1 set results, if we multiply the results by 10, we get the £10 result, so the £1,009 would be £10,090. That is Bots 1 and 2 since November 2022, and adding in Bots 3,4,5 from June 2023 and adding Bot 6 from Feb 2024. That is one of the reasons why I focus so much on this system. I really do believe it works. But you do need vey strict bank management.

The **new BSG test bots** are not showing any significant results yet.

Only A7.1 U0.5HT and A8 U2.5FT raise interest because they are in profit during this very, very bad run. Might they get even better results during a winning run?

Group by: BSG Draw System 01 Original Test Bots (P/L: £988.06)				
<input type="checkbox"/>	<input type="checkbox"/>	A1 BSG draws opp £1 (2022-10-29) TS tips	£296.38	1162/3524 33.00%
<input type="checkbox"/>	<input type="checkbox"/>	A2 BSG draws curr £1 (2022-10-28) TS tips	£289.53	3639/11109 33.00%
<input type="checkbox"/>	<input type="checkbox"/>	A3 BSG draws InPlay curr £1 (2023-6-16)	£152.73	849/3453 25.00%
<input type="checkbox"/>	<input type="checkbox"/>	A4 BSG draws InPlay opp. £1 (2023-6-16)	£114.13	564/2498 23.00%
<input type="checkbox"/>	<input type="checkbox"/>	A5 BSG InPlay opp. +4t £1 (2023-6-16)	£49.33	347/1766 20.00%
<input type="checkbox"/>	<input type="checkbox"/>	A6 BSG draws CC0-0 £1 (2024-2-19) TS tips	£107.47	189/1475 13.00%
<input type="checkbox"/>	<input type="checkbox"/>	A7.1 BSG draws Under0.5HT £1 (2024-3-24)	£25.50	240/616 39.00%
<input type="checkbox"/>	<input type="checkbox"/>	A7.2 BSG draws Under1.5HT £1 (2024-3-24)	£-25.16	1105/1495 74.00%
<input type="checkbox"/>	<input type="checkbox"/>	A7.3 BSG draws HT draw £1 (2024-3-24)	£-1.40	453/953 48.00%
<input type="checkbox"/>	<input type="checkbox"/>	A7.4 BSG draws HT0-0 £1 (2024-3-31)	£-24.03	18/72 25.00%
<input type="checkbox"/>	<input type="checkbox"/>	A8 BSG draws Under2.5 £1 (2024-3-24)	£11.63	601/962 62.00%
<input type="checkbox"/>	<input type="checkbox"/>	A9 BSG draws HT/FT spread £1 (2024-5-22)	£-8.05	8/102 8.00%
			P/L: £988.06	

A7.1 U0.5HT: +25.5 units, 4.1% ROI in 3 months from 616 bets.

Most of that profit came in the last month! The Bo 2 core trend made a loss with a 30% win rate during that time.

The interesting thing here is that U0.5HT is the same as backing 0-0 HT, BUT the 0-0HT bot has made a significant loss during the same period, and only had 72 bets matched compared to A7,1's 616 bets. This suggests to me that the 0-0HT market is often not developed enough for my bots to place a bet. They only bet when there is a 4-tick gap or less between the odds. That must be the reason preventing betting on all those 0-0HT markets, or maybe those markets are not open for all matches as much as U0.5HT. So here we have an example of the exact same bet on 0-0HT, but on different markets, and making very different profits.

1 GBP BSG bots	Bot 7.1 Pre-Match Under 0.5 goals HT BSG Draw System										1 GBP BSG bots	Bot 2 Pre-Match Current Odds (Main Core Trend) BSG Draw System (Started 2022-10-28)									
	Total					Monthly						Total					Monthly				
	P/L	Bets	Won	Win Rate	ROI	P/L	Total bets	Won	Win Rate	ROI		P/L	Bets	Won	Win Rate	ROI	P/L	Total bets	Won	Win Rate	ROI
2023-6-19											£164.79	5256	1738	33.07%	3.14%	£164.79	5256	1738	33.07%	3.14%	
2023-7-22											£202.88	5743	1906	33.19%	3.53%	£38.09	487	168	34.50%	7.82%	
2023-8-22											£197.26	6099	2016	33.05%	3.23%	£-5.62	356	110	30.90%	-1.58%	
2023-9-18											£228.06	6787	2243	33.05%	3.36%	£30.80	688	227	32.99%	4.48%	
2023-10-17											£240.62	7372	2438	33.07%	3.26%	£12.56	585	195	33.33%	2.15%	
2023-11-17											£252.34	7878	2604	33.05%	3.20%	£11.72	506	166	32.81%	2.32%	
2023-12-18											£221.48	8303	2727	32.84%	2.67%	£-30.86	425	123	28.94%	-7.26%	
2024-1-16											£184.78	8594	2804	32.63%	2.15%	£-36.70	291	77	26.46%	-12.61%	
2024-2-18											£234.73	9068	2973	32.79%	2.59%	£49.95	474	169	35.65%	10.54%	
2024-3-18											£310.43	9615	3170	32.97%	3.23%	£75.70	547	197	36.01%	13.84%	
2024-4-16	£6.92	193	73	37.82%	3.59%	£6.92	193	73	37.82%	3.59%	£363.08	10092	3336	33.06%	3.60%	£52.65	477	166	34.80%	11.04%	
2024-5-20	£3.11	403	150	37.22%	0.77%	£-3.81	210	77	36.67%	-1.81%	£333.23	10547	3470	32.90%	3.16%	£-29.85	455	134	29.45%	-6.56%	
2024-6-23	£25.50	616	240	38.96%	4.14%	£22.39	213	90	42.25%	10.51%	£289.53	11109	3639	32.76%	2.61%	£-43.70	562	169	30.07%	-7.78%	

A8 U2.5FT: +11.63 units 1.2% ROI in 3 months from 962 bets.

In contrast A8 made most of its profit during the winning month of March 18th to April 16th.

This A8 bot does not look too exciting due to its low ROI after 962 bets. But A7.1 has my attention a little bit.

1 GBP BSG bots	Bot 8 Pre-Match Under 2.5 Goals FT bet BSG Draw System										1 GBP BSG bots	Bot 2 Pre-Match Current Odds (Main Core Trend) BSG Draw System (Started 2022-10-28)									
	Total					Monthly						Total					Monthly				
	P/L	Bets	Won	Win Rate	ROI	P/L	Total bets	Won	Win Rate	ROI		P/L	Bets	Won	Win Rate	ROI	P/L	Total bets	Won	Win Rate	ROI
2023-6-19											£164.79	5256	1738	33.07%	3.14%	£164.79	5256	1738	33.07%	3.14%	
2023-7-22											£202.88	5743	1906	33.19%	3.53%	£38.09	487	168	34.50%	7.82%	
2023-8-22											£197.26	6099	2016	33.05%	3.23%	£-5.62	356	110	30.90%	-1.58%	
2023-9-18											£228.06	6787	2243	33.05%	3.36%	£30.80	688	227	32.99%	4.48%	
2023-10-17											£240.62	7372	2438	33.07%	3.26%	£12.56	585	195	33.33%	2.15%	
2023-11-17											£252.34	7878	2604	33.05%	3.20%	£11.72	506	166	32.81%	2.32%	
2023-12-18											£221.48	8303	2727	32.84%	2.67%	£-30.86	425	123	28.94%	-7.26%	
2024-1-16											£184.78	8594	2804	32.63%	2.15%	£-36.70	291	77	26.46%	-12.61%	
2024-2-18											£234.73	9068	2973	32.79%	2.59%	£49.95	474	169	35.65%	10.54%	
2024-3-18											£310.43	9615	3170	32.97%	3.23%	£75.70	547	197	36.01%	13.84%	
2024-4-16	£13.62	291	187	64.26%	4.68%	£13.62	291	187	64.26%	4.68%	£363.08	10092	3336	33.06%	3.60%	£52.65	477	166	34.80%	11.04%	
2024-5-20	£8.70	636	397	62.42%	1.37%	£-4.92	345	210	60.87%	-1.43%	£333.23	10547	3470	32.90%	3.16%	£-29.85	455	134	29.45%	-6.56%	
2024-6-23	£11.63	962	601	62.47%	1.21%	£2.93	326	204	62.58%	0.90%	£289.53	11109	3639	32.76%	2.61%	£-43.70	562	169	30.07%	-7.78%	

£1 bot results in detail

1 GBP BSG bots	Bot 1 Pre-Match Opposite Odds BSG Draw System (Started 2022-10-28)										1 GBP BSG bots	Bot 2 Pre-Match Current Odds (Main Core Trend) BSG Draw System (Started 2022-10-28)									
	Total					Monthly						Total					Monthly				
	P/L	Bets	Won	Win Rate	ROI	P/L	Total bets	Won	Win Rate	ROI		P/L	Bets	Won	Win Rate	ROI	P/L	Total bets	Won	Win Rate	ROI
2023-6-19*	£165.41	1606	545	33.94%	10.30%	£165.41	1606	545	33.94%	10.30%	£164.79	5256	1738	33.07%	3.14%	£164.79	5256	1738	33.07%	3.14%	
2023-7-22	£188.85	1780	607	34.10%	10.61%	£23.44	174	62	35.63%	13.47%	£202.88	5743	1906	33.19%	3.53%	£38.09	487	168	34.50%	7.82%	
2023-8-22	£163.77	1878	629	33.49%	8.72%	£-25.08	98	22	22.45%	-25.59%	£197.26	6099	2016	33.05%	3.23%	£-5.62	356	110	30.90%	-1.58%	
2023-9-18	£192.12	2012	674	33.50%	9.55%	£28.35	134	45	33.58%	21.16%	£228.06	6787	2243	33.05%	3.36%	£30.80	688	227	32.99%	4.48%	
2023-10-17	£226.91	2300	781	33.96%	9.87%	£34.79	288	107	37.15%	12.08%	£240.62	7372	2438	33.07%	3.26%	£12.56	585	195	33.33%	2.15%	
2023-11-17	£233.91	2482	840	33.84%	9.42%	£7.00	182	59	32.42%	3.85%	£252.34	7878	2604	33.05%	3.20%	£11.72	506	166	32.81%	2.32%	
2023-12-18	£238.00	2577	870	33.76%	9.24%	£4.09	95	30	31.58%	4.31%	£221.48	8303	2727	32.84%	2.67%	£-30.86	425	123	28.94%	-7.26%	
2024-1-16	£224.31	2673	895	33.48%	8.39%	£-13.69	96	25	26.04%	-14.26%	£184.78	8594	2804	32.63%	2.15%	£-36.70	291	77	26.46%	-12.61%	
2024-2-18	£234.36	2764	925	33.47%	8.48%	£10.05	91	30	32.97%	11.04%	£234.73	9068	2973	32.79%	2.59%	£49.95	474	169	35.65%	10.54%	
2024-3-18	£289.51	2879	965	33.52%	10.06%	£55.15	115	40	34.78%	47.96%	£310.43	9615	3170	32.97%	3.23%	£75.70	547	197	36.01%	13.84%	
2024-4-16	£316.16	2975	1000	33.61%	10.63%	£26.65	96	35	36.46%	27.76%	£363.08	10092	3336	33.06%	3.60%	£52.65	477	166	34.80%	11.04%	
2024-5-20	£316.06	3086	1033	33.47%	10.24%	£-0.10	111	33	29.73%	-0.09%	£333.23	10547	3470	32.90%	3.16%	£-29.85	455	134	29.45%	-6.56%	
2024-6-23	£296.38	3524	1162	32.97%	8.41%	£-19.68	438	129	29.45%	-4.49%	£289.53	11109	3639	32.76%	2.61%	£-43.70	562	169	30.07%	-7.78%	

A1 and A2 still look like good bots that I would like to follow.

1 GBP BSG bots	Bot 3 In-Play Current Odds BSG Draw System									
	Total					Monthly				
	P/L	Bets	Won	Win Rate	ROI	P/L	Total bets	Won	Win Rate	ROI
2023-6-19*	-£0.11	23	5	21.74%	-0.48%	-£0.11	23	5	21.74%	-0.48%
2023-7-22	£49.82	291	74	25.43%	17.12%	£49.93	268	69	25.75%	18.63%
2023-8-22	£56.50	366	95	25.96%	15.44%	£6.68	75	21	28.00%	8.91%
2023-9-18	£152.85	929	249	26.80%	16.45%	£96.35	563	154	27.35%	17.11%
2023-10-17	£137.70	1169	303	25.92%	11.78%	-£15.15	240	54	22.50%	-6.31%
2023-11-17	£151.66	1556	396	25.45%	9.75%	£13.96	387	93	24.03%	3.61%
2023-12-18	£146.17	1843	463	25.12%	7.93%	-£5.49	287	67	23.34%	-1.91%
2024-1-16	£105.17	2016	495	24.55%	5.22%	-£41.00	173	32	18.50%	-23.70%
2024-2-18	£91.87	2292	560	24.43%	4.01%	-£13.30	276	65	23.55%	-4.82%
2024-3-18	£160.72	2602	649	24.94%	6.18%	£68.85	310	89	28.71%	22.21%
2024-4-16	£188.00	2860	714	24.97%	6.57%	£27.28	258	65	25.19%	10.57%
2024-5-20	£195.82	3166	788	24.89%	6.19%	£7.82	306	74	24.18%	2.56%
2024-6-23	£152.73	3453	849	24.59%	4.42%	-£43.09	287	61	21.25%	-15.01%

1 GBP BSG bots	Bot 4 In-Play Opposite Odds BSG Draw System									
	Total					Monthly				
	P/L	Bets	Won	Win Rate	ROI	P/L	Total bets	Won	Win Rate	ROI
2023-6-19*	£1.35	20	4	20.00%	6.75%	£1.35	20	4	20.00%	6.75%
2023-7-22	£64.95	187	51	27.27%	34.73%	£63.60	167	47	28.14%	38.08%
2023-8-22	£59.46	379	96	25.33%	15.69%	-£5.49	192	45	23.44%	-2.86%
2023-9-18	£126.99	654	171	26.15%	19.42%	£67.53	275	75	27.27%	24.56%
2023-10-17	£135.80	845	215	25.44%	16.07%	£8.81	191	44	23.04%	4.61%
2023-11-17	£165.85	1108	277	25.00%	14.97%	£30.05	263	62	23.57%	11.43%
2023-12-18	£181.05	1343	331	24.65%	13.48%	£15.20	235	54	22.98%	6.47%
2024-1-16	£136.90	1459	346	23.71%	9.38%	-£44.15	116	15	12.93%	-38.06%
2024-2-18	£105.85	1646	379	23.03%	6.43%	-£31.05	187	33	17.65%	-16.60%
2024-3-18	£132.10	1873	429	22.90%	7.05%	£26.25	227	50	22.03%	11.56%
2024-4-16	£159.55	2052	466	22.71%	7.78%	£27.45	179	37	20.67%	15.34%
2024-5-20	£123.90	2266	503	22.20%	5.47%	-£35.65	214	37	17.29%	-16.66%
2024-6-23	£114.13	2498	564	22.58%	4.57%	-£9.77	232	61	26.29%	-4.21%

1 GBP BSG bots	Bot 5 In-Play Opposite Odds +4 BSG Draw System									
	Total					Monthly				
	P/L	Bets	Won	Win Rate	ROI	P/L	Total bets	Won	Win Rate	ROI
2023-6-19*	£1.11	13	3	23.08%	8.54%	£1.11	13	3	23.08%	8.54%
2023-7-22	£87.26	125	37	29.60%	69.81%	£86.15	112	34	30.36%	76.92%
2023-8-22	£66.32	250	57	22.80%	26.53%	-£20.94	125	20	16.00%	-16.75%
2023-9-18	£100.28	425	100	23.53%	23.60%	£33.96	175	43	24.57%	19.41%
2023-10-17	£114.60	549	127	23.13%	20.87%	£14.32	124	27	21.77%	11.55%
2023-11-17	£146.23	714	165	23.11%	20.48%	£31.63	165	38	23.03%	19.17%
2023-12-18	£148.03	896	200	22.32%	16.52%	£1.80	182	35	19.23%	0.99%
2024-1-16	£104.34	977	206	21.08%	10.68%	-£43.69	81	6	7.41%	-53.94%
2024-2-18	£68.44	1137	230	20.23%	6.02%	-£35.90	160	24	15.00%	-22.44%
2024-3-18	£97.64	1340	270	20.15%	7.29%	£29.20	203	40	19.70%	14.38%
2024-4-16	£110.64	1504	299	19.88%	7.36%	£13.00	164	29	17.68%	7.93%
2024-5-20	£59.84	1679	323	19.24%	3.56%	-£50.80	175	24	13.71%	-29.03%
2024-6-23	£49.33	1766	347	19.65%	2.79%	-£10.51	87	24	27.59%	-12.08%

1 GBP BSG bots	Bot 6 Pre-Match 0-0 Corect Score BSG Draw System									
	Total					Monthly				
	P/L	Bets	Won	Win Rate	ROI	P/L	Total bets	Won	Win Rate	ROI
2023-6-19*										
2023-7-22										
2023-8-22										
2023-9-18										
2023-10-17										
2023-11-17										
2023-12-18										
2024-1-16										
2024-2-18										
2024-3-18	£25.10	411	50	12.17%	6.11%	£25.10	411	50	12.17%	6.11%
2024-4-16	£151.20	735	103	14.01%	20.57%	£126.10	324	53	16.36%	38.92%
2024-5-20	£124.10	1069	139	13.00%	11.61%	-£27.10	334	36	10.78%	-8.11%
2024-6-23	£107.47	1475	189	12.81%	7.29%	-£16.63	406	50	12.32%	-4.10%

It is interesting that A3 managed to make a profit last month while the other in-play bots could not, but in most other months it is A4,A5 who have sometimes made profit while A3 has not. One slight worry is that A5 +4ticks has seen its ROI drop from its initial exciting levels of 8.5% down to 2.79%. If it continues like that, then I might consider removing this bot, which would reduce drawdowns and the size of the unit bank, which in tun would allow stakes to be increased for the point based bank. But it is not dead yet. It was still around 7.3% ROI before this current losing run began.

The A6 0-0 Bot still has ROI of 7.29% even in this losing period of 2 months, so it is still very much a new favourite of mine, but the drawdown is a bit scary since its win rate is going to be so low.

You can see the other bot results in detail in the excel file.

Betaminic Draw Bot System

Note: There are 2 versions; the Betamin Builder version and the TippingSports version. I recommend the TippingSports versions for simplicity, volatility and cost. I show both versions' results here so that we can track the individual performance of strategies that make up the set, and then we can judge when to add or remove trigger strategies. You can see the other bot results in detail in the excel file.

TippingSports Version

(13 Strategies in total: 5 strategies running since October 18th 2023, 4 more added December 18th 2023, 1 more added February 27th 2024, 3 more added March 18th, 3 changes May 18th)

1	Back the Draw (2020) v1 Dell (Update 2023-12-5) Y5% WR34%	https://www.betaminic.com/system/strategy/details/1269991
2	championnat nul d6	https://www.betaminic.com/system/strategy/details/950516
3	Draw / Strategie / 3 AL WR33%	https://www.betaminic.com/system/strategy/details/1219890
4	Draw / Strategie / 3 TomV2	https://www.betaminic.com/system/strategy/details/1274291
5	draw top	https://www.betaminic.com/system/strategy/details/115054
6	draw-robman-S1	https://www.betaminic.com/system/strategy/details/266265
7	Empate Equipos iguales	https://www.betaminic.com/system/strategy/details/924392
8	empate nos unders	https://www.betaminic.com/system/strategy/details/558314
9	Golden 6 No1 Big vs Good V2 AL	https://www.betaminic.com/system/strategy/details/1213649
10	Golden6.6 – Draws are in late 2.0	https://www.betaminic.com/system/strategy/details/641160
11	HDQ Unders Draws (Low Drawdown Version)	https://www.betaminic.com/system/strategy/details/1272189
12	Missing Draws - Top Leagues	https://www.betaminic.com/system/strategy/details/19890
13	Pro7 Bore Draw v2	https://www.betaminic.com/system/strategy/details/7940

6 bots x 1 TippingSports account = 6 bots

After 7 months, the Betaminic Draw System is showing an average of 35 units profit per month.

Using a conservative 590 unit potential maximum drawdown as the basis for a 100-point bank, staking 0.21 points per bet led to an average of 6 points profit per month.

Results	Betaminic Draw System		1-unit stakes	Units of profit per month (Starting bank 590)	Points of profit per month (Starting bank 100 points)
	Total	Monthly			
	P/L	P/L			
2023-11-17	£0	£0	£10	0	0
2023-12-18	£508	£508	£10	51	9
2024-1-16	£1,079	£572	£10	57	10
2024-2-18	£2,468	£1,389	£10	139	24
2024-3-18	£1,926	£-542	£10	-54	-9
2024-4-16	£2,822	£896	£10	90	15
2024-5-20	£3,510	£688	£10	69	12
2024-6-23	£2,099	£-1,411	£20	-71	-12
Average		£262		35	6
Total				280	48

If I can replicate these results over the next 7 months with £20 stakes, I will be very happy.

Including subscription costs, the set has made £719 after 7 months. Last month looks like a big drop because I doubled stakes and a losing month came. (Note that in the table and screenshot below, the set used only £5 stakes for the first 2 months, then £10 for 4 months, and now £20.)

BM-TS bot set	All 5 Bots "BetaminicDraw" TippingSports account																	1-point stakes	Allotted Bank
	Total							Monthly											
	P/L	Bets	Won	Win Rate	ROI	Picks	Picks Cost	P/L -costs	P/L	Total bets	Won	Win Rate	ROI	Picks	onthly Cos	P/L - costs			
2023-11-17	£0.00	0	0			0	£0.00	£0.00	£0.00	0	0			0					
2023-12-18	£253.75	344	99	28.78%	7.23%	104	-£120.00	£133.75	£253.75	344	99	28.78%	7.23%	104	-£120	£133.75	£5	£1,000	
2024-1-16	£539.52	658	192	29.18%	8.04%	209	-£240.00	£299.52	£285.77	314	93	29.62%	8.92%	105	-£120	£165.77	£5	£1,000	
2024-2-18	£1,928.25	1160	350	30.17%	16.29%	367	-£360.00	£1,568.25	£1,388.73	502	158	31.47%	27.11%	158	-£120	£1,268.73	£10	£1,000	
2024-3-18	£1,386.48	1895	520	27.44%	7.17%	625	-£480.00	£906.48	£-541.77	898	183	20.38%	-5.91%	258	-£120	£-661.77	£10	£1,000	
2024-4-16	£2,282.28	2408	675	28.03%	9.29%	815	-£600.00	£1,682.28	£895.80	675	173	25.63%	13.01%	190	-£120	£775.80	£10	£6,000	
2024-5-20	£2,970.28	3156	872	27.63%	9.22%	1065	-£720.00	£2,250.28	£688.00	967	210	21.72%	6.97%	250	-£120	£568.00	£10	£6,000	
2024-6-23	£1,559.78	3644	985	27.03%	4.19%	1230	-£840.00	£719.78	£-1,410.50	642	126	19.63%	-10.99%	165	-£120	£-1,530.50	£20	£12,000	

If we change all the data to £20 stakes, we see these results which show this month's loss as not that bad if I had been on consistent stakes the whole time. Again this shows the importance of picking a staking level and keeping it. **Only increase stakes after a losing run, not after a winning run.**

Betamin Builder Version of Betaminic Draw

(13 Strategies in total: 5 strategies running since October 18th 2023, 4 more added December 18th 2023, 1 more added February 27th 2024, 3 more added March 18th, 3 changes May 18th)

6 bots x 13 strategies = 78 bots

This set is running in simulation mode. It is for me to track the individual performance of the Betaminic draw strategies I am using, am considering using or have used in the Betaminic Draw System. It definitely proves that following the Betaminic Draw System through TippingSports monthly subscription is cheaper than following it directly through the Betamin Builder, just because there are so many duplicate picks and bets. (456 picks used in April compared to the 250 tips actually used from the TippingSports feed.)

1	Back the Draw (2020) v1 Dell (Update 2023-12-5) Y5% WR34%	https://www.betaminic.com/system/strategy/details/1269991
2	championnat nul d6	https://www.betaminic.com/system/strategy/details/950516
3	Draw / Strategie / 3 AL WR33%	https://www.betaminic.com/system/strategy/details/1219890
4	Draw / Strategie / 3 TomV2	https://www.betaminic.com/system/strategy/details/1274291
5	draw top	https://www.betaminic.com/system/strategy/details/115054
6	draw-robman-S1	https://www.betaminic.com/system/strategy/details/266265
7	Empate Equipos iguales	https://www.betaminic.com/system/strategy/details/924392
8	empate nos unders	https://www.betaminic.com/system/strategy/details/558314
9	Golden 6 No1 Big vs Good V2 AL	https://www.betaminic.com/system/strategy/details/1213649
10	Golden6.6 – Draws are in late 2.0	https://www.betaminic.com/system/strategy/details/641160
11	HDQ Unders Draws (Low Drawdown Version)	https://www.betaminic.com/system/strategy/details/1272189
12	Missing Draws - Top Leagues	https://www.betaminic.com/system/strategy/details/19890
13	Pro7 Bore Draw v2	https://www.betaminic.com/system/strategy/details/7940

Past strategies used in this set

nul x a - b by nirnouta50 (TW version) AL WR33% [ADDED 2023-11-17] [REMOVED 2024-3-18] <https://www.betaminic.com/system/strategy/details/1219900>

Mid Table Team (Updated 2023-12-5) AL [ADDED 2023-12-20] [REMOVED 2024-3-18] (This private strategy is an edited version of the "Mid Table Team" filters applied to all leagues. <https://www.betaminic.com/system/strategy/details/595258>)

HDQ Unders Draws (5Y PI Version) [ADDED 2024-2-27] [REMOVED 2024-3-18] <https://www.betaminic.com/system/strategy/details/1272190>

Golden 6 No 6 Draws are in late V2 AL 32%WR [ADDED 2023-11-17] [REMOVED 2024-5-28] <https://www.betaminic.com/system/strategy/details/1213700>

The 13 strategies made a loss this month, and the TippingSports set also made a loss. This set is in the red after 9 months after costs. I think this means it is right to only bet once on each draw bet selection, even if multiple strategies select it. That just increases risk on one market.

I am following both BSG Draws and Betaminic Draws, but separately. Occasionally, they have overlapping bets, but for the moment I am letting them double bet on those matches. BSG Draws seems to tap into lower scoring matches with more 0-0s and 1-1s, but BetaminicDraws seems to have more scoring games and thus the in-play bots having better results than BSG Draws. The best bot set would probably be having the BSG draws and Betaminic draws filtered into the same set so that they do not double bet on the same events. I have created such a bot set if you want it.

All BM bots Set of 13	All BM Draw Bot Sets																
	Total								Monthly								
	P/L	Bets	Won	Win Rate	ROI	Picks	Picks Cost	P/L -costs	P/L	Total bets	Won	Win Rate	ROI	Picks	Picks Cost	P/L -costs	1-point stakes
2023-11-17	£823.51	724	225	31.08%	11.15%	217	£110.67	£712.84	£823.51	724	225	31.08%	11.15%	217	£110.67	£712.84	£5.00
2023-12-18	£491.46	1,225	340	27.76%	3.93%	376	£191.76	£299.70	£-332.05	501	115	22.95%	-6.50%	159	£81.09	£-413.14	£5.00
2024-1-16	£943.41	2,033	567	27.89%	4.55%	635	£323.85	£619.56	£451.95	808	227	28.09%	5.48%	259	£132.09	£319.86	£5.00
2024-2-18	£2,181.05	3,118	877	28.13%	6.86%	999	£509.49	£1,671.56	£1,237.64	1,085	310	28.57%	11.18%	364	£185.64	£1,052.00	£10.00
2024-3-18	£-724.09	4,478	1,158	25.86%	-1.58%	1,453	£741.03	£-1,465.12	£-2,905.14	1,360	281	20.66%	-20.93%	454	£231.54	£-3,136.68	£10.00
2024-4-16	£672.21	5,158	1,361	26.39%	1.28%	1,682	£857.82	£-185.61	£1,396.30	680	203	29.85%	20.12%	229	£116.79	£1,279.51	£10.00
2024-5-20	£979.71	6,193	1,620	26.16%	1.55%	2,027	£1,033.77	£-54.06	£307.50	1,035	259	25.02%	2.91%	345	£175.95	£131.55	£10.00
2024-6-23	£513.41	6,812	1,769	25.97%	0.74%	2,203	£1,123.53	£-610.12	£-466.30	619	149	24.07%	-7.38%	176	£89.76	£-556.06	£10.00

BM-TS bot set	All 5 Bots "BetaminicDraw" TippingSports account																		
	Total								Monthly									1-point stakes	Allotted Bank
	P/L	Bets	Won	Win Rate	ROI	Picks	Picks Cost	P/L -costs	P/L	Total bets	Won	Win Rate	ROI	Picks	onthly Cos	P/L - costs			
2023-11-17	£0.00	0	0			0	£0.00	£0.00	£0.00	0	0			0					
2023-12-18	£253.75	344	99	28.78%	7.23%	104	£-120.00	£133.75	£253.75	344	99	28.78%	7.23%	104	£-120	£133.75	£5		
2024-1-16	£539.52	658	192	29.18%	8.04%	209	£-240.00	£299.52	£285.77	314	93	29.62%	8.92%	105	£-120	£165.77	£5		
2024-2-18	£1,928.25	1160	350	30.17%	16.29%	367	£-360.00	£1,568.25	£1,388.73	502	158	31.47%	27.11%	158	£-120	£1,268.73	£10		
2024-3-18	£1,386.48	1895	520	27.44%	7.17%	625	£-480.00	£906.48	£-541.77	898	183	20.38%	-5.91%	258	£-120	£-661.77	£10		
2024-4-16	£2,282.28	2408	675	28.03%	9.29%	815	£-600.00	£1,682.28	£895.80	675	173	25.63%	13.01%	190	£-120	£775.80	£10		
2024-5-20	£2,970.28	3156	872	27.63%	9.22%	1065	£-720.00	£2,250.28	£688.00	967	210	21.72%	6.97%	250	£-120	£568.00	£10		
2024-6-23	£1,559.78	3644	985	27.03%	4.19%	1230	£-840.00	£719.78	£-1,410.50	642	126	19.63%	-10.99%	165	£-120	£-1,530.50	£20		

For test purposes, I also added in various test bots to the Betaminic draw strategies to see if any of them find a new value trend in related markets. First, the 10 strategies used in the TippingSports feed. With these tracking sets, I am looking for if the B2 bot is at the historical win rate, but not in profit. That is a sign it has lost its edge and should be dropped. For the other data, if it reaches 1,000 bets, then it is enough data to show this bot works or not for that strategy. If it has a large loss after 500 bets, then it also a sign the bot does not work for that strategy. (e.g. over -£1,000 for these £10 stakes.)

Group by: 011 Betaminic Draw System Draw / Strategie / 3 AL WR33% (P/L: £1,738.95)				Group by: 012 Betaminic Draw System Golden 6 No1 Big vs Good V2 AL 30%WR (P/L: -£133.01)							
⊞	⊞	A1 BM Draw System £10 Opposite Odds 103...	£91.55	59/182	32.00%	⊞	⊞	A1 BM Draw System £10 Opposite Odds 103...	£54.75	17/64	27.00%
⊞	⊞	B2 BM Draw System £10 Current Odds 103%/...	£244.65	188/584	32.00%	⊞	⊞	B2 BM Draw System £10 Current Odds 103%/...	£249.80	58/188	31.00%
⊞	⊞	B3 BM Draw System £10 IP Curr. 103%/4t Dr...	£191.37	112/439	26.00%	⊞	⊞	B3 BM Draw System £10 IP Curr. 103%/4t Go...	£126.50	39/157	25.00%
⊞	⊞	B4 BM Draw System £10 IP Opp 103%/4t Dra...	£101.71	73/316	23.00%	⊞	⊞	B4 BM Draw System £10 IP Opp 103%/4t Gol...	£188.00	24/102	24.00%
⊞	⊞	B5 BM Draw System £10 IP Opp+4t 103%/4t ...	£121.89	51/242	21.00%	⊞	⊞	B5 BM Draw System £10 IP Opp+4t 103%/4t ...	£-133.50	13/83	16.00%
⊞	⊞	B6 BM DrawSys £10 CC0-0 Current Odds 011	£206.00	15/131	11.00%	⊞	⊞	B6 BM DrawSys £10 CC0-0 Current Odds 012	£-166.00	4/66	6.00%
⊞	⊞	B7.1 BM DrawSys £10 U0.5HT Current Odds ...	£362.60	45/93	48.00%	⊞	⊞	B7.1 BM DrawSys £10 U0.5HT Current Odds ...	£-287.70	11/63	17.00%
⊞	⊞	B7.2 BM DrawSys £10 U1.5HT Current Odds ...	£67.80	110/144	76.00%	⊞	⊞	B7.2 BM DrawSys £10 U1.5HT Current Odds ...	£49.60	45/61	74.00%
⊞	⊞	B7.3 BM DrawSys £10 HTdraw Current Odds ...	£243.00	67/121	55.00%	⊞	⊞	B7.3 BM DrawSys £10 HTdraw Current Odds ...	£-133.20	13/43	30.00%
⊞	⊞	B8 BM DrawSys £10 U2.5 Current Odds 011	£102.80	84/134	63.00%	⊞	⊞	B8 BM DrawSys £10 U2.5 Current Odds 012	£-107.10	28/68	41.00%
⊞	⊞	T5 BM Drawdown Tracker £1 Curr. 103%/4t ...	£5.58	147/463	32.00%	⊞	⊞	T5 BM Drawdown Tracker £1 Curr. 103%/4t ...	£25.84	45/139	32.00%

Group by: 015 Betaminic Draw System Empate Equipos igualados WR37% (P/L: -£317.69)

A1 BM Draw System £10 Opposite Odds 103...	-£51.66	10/34	29.00%
B2 BM Draw System £10 Current Odds 103%/...	-£53.44	31/97	32.00%
B3 BM Draw System £10 IP Curr. 103%/4t E...	£43.35	21/77	27.00%
B4 BM Draw System £10 IP Opp 103%/4t Em...	£92.82	16/58	28.00%
B5 BM Draw System £10 IP Opp+4t 103%/4t ...	-£78.27	7/40	18.00%
B6 BM DrawSys £10 CC0-0 Current Odds 015	-£130.00	0/13	0.00%
B7.1 BM DrawSys £10 U0.5HT Current Odds ...	-£56.20	2/11	18.00%
B7.2 BM DrawSys £10 U1.5HT Current Odds ...	-£47.30	8/15	53.00%
B7.3 BM DrawSys £10 HTdraw Current Odds ...	-£2.30	6/13	46.00%
B8 BM DrawSys £10 U2.5 Current Odds 015	-£30.80	6/12	50.00%
T5 BM Drawdown Tracker £1 Curr. 103%/4t ...	-£3.89	25/79	32.00%
P/L: -£317.69			

Group by: 016 Betaminic Draw System draw top WR36% (P/L: £743.46)

A1 BM Draw System £10 Opposite Odds 103...	£40.80	13/36	36.00%
B2 BM Draw System £10 Current Odds 103%/...	£24.63	34/105	32.00%
B3 BM Draw System £10 IP Curr. 103%/4t dr...	£24.38	16/70	23.00%
B4 BM Draw System £10 IP Opp 103%/4t dra...	£58.80	12/55	22.00%
B5 BM Draw System £10 IP Opp+4t 103%/4t ...	£12.57	8/46	17.00%
B6 BM DrawSys £10 CC0-0 Current Odds 016	£346.00	7/30	23.00%
B7.1 BM DrawSys £10 U0.5HT Current Odds ...	£70.50	16/39	41.00%
B7.2 BM DrawSys £10 U1.5HT Current Odds ...	£0.00	23/31	74.00%
B7.3 BM DrawSys £10 HTdraw Current Odds ...	£151.50	20/28	71.00%
B8 BM DrawSys £10 U2.5 Current Odds 016	£18.70	19/30	63.00%
T5 BM Drawdown Tracker £1 Curr. 103%/4t ...	-£4.42	21/70	30.00%
P/L: £743.46			

Group by: 017 Betaminic Draw System Back the Draw (2020) v1 Dell (Update 2023-12-5) Y5% WR34% (P/L: -£706.57)

A1 BM Draw System £10 Opposite Odds 103...	£9.85	20/65	31.00%
B2 BM Draw System £10 Current Odds 103%/...	-£23.65	84/272	31.00%
B3 BM Draw System £10 IP Curr. 103%/4t Ba...	£180.00	55/209	26.00%
B4 BM Draw System £10 IP Opp 103%/4t Bac...	-£88.75	30/149	20.00%
B5 BM Draw System £10 IP Opp+4t 103%/4t ...	-£222.75	18/123	15.00%
B6 BM DrawSys £10 CC0-0 Current Odds 017	-£500.00	0/50	0.00%
B7.1 BM DrawSys £10 U0.5HT Current Odds ...	-£64.60	12/44	27.00%
B7.2 BM DrawSys £10 U1.5HT Current Odds ...	£41.60	41/54	76.00%
B7.3 BM DrawSys £10 HTdraw Current Odds ...	£8.40	20/45	44.00%
B8 BM DrawSys £10 U2.5 Current Odds 017	-£38.20	26/51	51.00%
T5 BM Drawdown Tracker £1 Curr. 103%/4t ...	-£8.47	58/201	29.00%
P/L: -£706.57			

Group by: 018 Betaminic Draw System Missing Draws - Top Leagues WR34% (P/L: -£1,038.75)

A1 BM Draw System £10 Opposite Odds 103...	£42.55	9/24	38.00%
B2 BM Draw System £10 Current Odds 103%/...	-£143.50	23/87	26.00%
B3 BM Draw System £10 IP Curr. 103%/4t Mi...	-£200.75	13/69	19.00%
B4 BM Draw System £10 IP Opp 103%/4t Mis...	-£265.50	7/57	12.00%
B5 BM Draw System £10 IP Opp+4t 103%/4t ...	-£273.00	4/48	8.00%
B6 BM DrawSys £10 CC0-0 Current Odds 018	-£60.00	1/17	6.00%
B7.1 BM DrawSys £10 U0.5HT Current Odds ...	-£57.50	3/15	20.00%
B7.2 BM DrawSys £10 U1.5HT Current Odds ...	-£30.10	11/18	61.00%
B7.3 BM DrawSys £10 HTdraw Current Odds ...	-£10.60	7/17	41.00%
B8 BM DrawSys £10 U2.5 Current Odds 018	-£25.00	8/17	47.00%
T5 BM Drawdown Tracker £1 Curr. 103%/4t ...	-£15.35	15/64	23.00%
P/L: -£1,038.75			

Group by: 021 Betaminic Draw System HDQ Unders Draws (Low Drawdown Version) WR36% (P/L: -£147.56)

A1 BM Draw System £10 Opposite Odds HDQ...	£27.00	5/14	36.00%
B2 BM Draw System £10 Current Odds HDQ U...	-£50.70	15/54	28.00%
B3 BM Draw System £10 IP Curr. HDQ Unders...	-£18.00	9/42	21.00%
B4 BM Draw System £10 IP Opp HDQ Unders ...	£37.00	5/29	17.00%
B5 BM Draw System £10 IP Opp+4t HDQ Und...	£43.00	4/26	15.00%
B6 BM DrawSys £10 CC0-0 Current Odds 021	-£100.00	1/21	5.00%
B7.1 BM DrawSys £10 U0.5HT Current Odds ...	-£65.60	3/15	20.00%
B7.2 BM DrawSys £10 U1.5HT Current Odds ...	£7.60	20/27	74.00%
B7.3 BM DrawSys £10 HTdraw Current Odds ...	£17.40	11/22	50.00%
B8 BM DrawSys £10 U2.5 Current Odds 021	-£41.90	12/25	48.00%
T5 BM Drawdown Tracker £1 Curr. HDQ Unde...	-£3.36	16/55	29.00%
P/L: -£147.56			

Group by: 022 Betaminic Draw System draw-robman-51 WR35% (P/L: £94.00)

A1 BM Draw System £10 Opposite Odds draw...	£15.30	4/12	33.00%
B2 BM Draw System £10 Current Odds draw-r...	-£75.40	13/49	27.00%
B3 BM Draw System £10 IP Curr. draw-robma...	-£34.00	7/34	21.00%
B4 BM Draw System £10 IP Opp draw-robma...	-£7.50	5/26	19.00%
B5 BM Draw System £10 IP Opp+4t draw-rob...	-£44.00	3/21	14.00%
B6 BM DrawSys £10 CC0-0 Current Odds 022	£188.00	5/25	20.00%
B7.1 BM DrawSys £10 U0.5HT Current Odds ...	£49.60	8/17	47.00%
B7.2 BM DrawSys £10 U1.5HT Current Odds ...	£5.10	20/26	77.00%
B7.3 BM DrawSys £10 HTdraw Current Odds ...	£25.30	12/23	52.00%
B8 BM DrawSys £10 U2.5 Current Odds 022	-£28.40	13/24	54.00%
T5 BM Drawdown Tracker £1 Curr. draw-rob...	£0.00	0/0	0.00%
P/L: £94.00			

Group by: 023 Betaminic Draw System Pro7 Bore Draw v2 WR35% (P/L: -£278.50)

A1 BM Draw System £10 Opposite Odds Pro7 ...	-£18.70	4/15	27.00%
B2 BM Draw System £10 Current Odds Pro7 B...	-£13.90	15/49	31.00%
B3 BM Draw System £10 IP Curr. Pro7 Bore D...	-£30.50	9/38	24.00%
B4 BM Draw System £10 IP Opp Pro7 Bore Dr...	£44.00	7/29	24.00%
B5 BM Draw System £10 IP Opp+4t Pro7 Bor...	-£7.00	3/18	17.00%
B6 BM DrawSys £10 CC0-0 Current Odds 023	-£114.00	2/30	7.00%
B7.1 BM DrawSys £10 U0.5HT Current Odds ...	-£50.20	7/24	29.00%
B7.2 BM DrawSys £10 U1.5HT Current Odds ...	-£6.10	23/31	74.00%
B7.3 BM DrawSys £10 HTdraw Current Odds ...	-£70.30	11/30	37.00%
B8 BM DrawSys £10 U2.5 Current Odds 023	-£10.30	19/31	61.00%
T5 BM Drawdown Tracker £1 Curr. Pro7 Bore ...	-£1.50	15/49	31.00%
P/L: -£278.50			

Group by: 024 Betaminic Draw System Golden66 Draws are in late 2 BFBM 32% (P/L: -£200.10)

A1 BM Draw System £10 Opposite Odds Gold...	-£70.00	0/7	0.00%
B2 BM Draw System £10 Current Odds Golden...	£0.00	0/0	0.00%
B3 BM Draw System £10 IP Curr. Golden66 D...	-£90.00	0/9	0.00%
B4 BM Draw System £10 IP Opp Golden66 Dr...	-£60.00	0/6	0.00%
B5 BM Draw System £10 IP Opp+4t Golden66...	-£40.00	0/4	0.00%
B6 BM DrawSys £10 CC0-0 Current Odds Gold...	£171.00	2/11	18.00%
B7.1 BM DrawSys £10 U0.5HT Current Odds ...	-£51.50	1/9	11.00%
B7.2 BM DrawSys £10 U1.5HT Current Odds ...	-£20.20	6/11	55.00%
B7.3 BM DrawSys £10 HTdraw Current OddsG...	-£39.40	3/11	27.00%
T5 BM Drawdown Tracker £1 Curr. Golden66 ...	£0.00	0/0	0.00%
P/L: -£200.10			

Group by: 025 Betaminic Draw System empate nos unders WR35% (P/L: £35.70)

A1 BM Draw System £10 Opposite Odds emp...	-£40.00	0/4	0.00%
B2 BM Draw System £10 Current Odds empat...	£10.00	1/2	50.00%
B3 BM Draw System £10 IP Curr. empate nos ...	£13.50	3/10	30.00%
B4 BM Draw System £10 IP Opp empate nos ...	£47.50	3/7	43.00%
B5 BM Draw System £10 IP Opp+4t empate n...	-£4.50	1/4	25.00%
B6 BM DrawSys £10 CC0-0 Current Odds emp...	-£120.00	0/12	0.00%
B7.1 BM DrawSys £10 U0.5HT Current Odds e...	£52.20	6/10	60.00%
B7.2 BM DrawSys £10 U1.5HT Current Odds e...	£10.80	10/12	83.00%
B7.3 BM DrawSys £10 HTdraw Current Oddse...	£65.20	9/12	75.00%
T5 BM Drawdown Tracker £1 Curr. empate no...	£1.00	1/2	50.00%
P/L: £35.70			

Group by: 026 Betaminic Draw System championnat nul d6 WR36% (P/L: -£37.70)

A1 BM Draw System £10 Opposite Odds cham...	-£10.00	0/1	0.00%
B2 BM Draw System £10 Current Odds champ...	£0.00	0/0	0.00%
B3 BM Draw System £10 IP Curr. championna...	-£10.00	0/1	0.00%
B4 BM Draw System £10 IP Opp championnat...	£0.00	0/0	0.00%
B5 BM Draw System £10 IP Opp+4t champion...	£0.00	0/0	0.00%
B6 BM DrawSys £10 CC0-0 Current Odds cha...	-£10.00	0/1	0.00%
B7.1 BM DrawSys £10 U0.5HT Current Odds c...	-£10.00	0/1	0.00%
B7.2 BM DrawSys £10 U1.5HT Current Odds c...	£2.30	1/1	100.00%
B7.3 BM DrawSys £10 HTdraw Current Odds c...	£0.00	0/0	0.00%
T5 BM Drawdown Tracker £1 Curr. champion...	£0.00	0/0	0.00%
P/L: -£37.70			

Next, the strategies that were used before, but have now been dropped.

Group by: 010 Betaminic Draw System nul x a - b by nirmouta50 (TW version) AL WR33% (P/L: £216.58)

▶	✖	A1 BM Draw System £10 Opposite Odds 103...	£205.40	65/187	35.00%
▶	✖	B2 BM Draw System £10 Current Odds 103%/...	£94.89	226/703	32.00%
▶	✖	B3 BM Draw System £10 IP Curr. 103%/4t nu...	£145.22	137/534	26.00%
▶	✖	B4 BM Draw System £10 IP Opp 103%/4t nul ...	£68.82	84/390	22.00%
▶	✖	B5 BM Draw System £10 IP Opp+4t 103%/4t ...	-£39.81	59/314	19.00%
▶	✖	B6 BM DrawSys £10 CC0-0 Current Odds 010	-£580.00	14/186	8.00%
▶	✖	B7.1 BM DrawSys £10 U0.5HT Current Odds ...	£92.60	53/140	38.00%
▶	✖	B7.2 BM DrawSys £10 U1.5HT Current Odds ...	£15.50	161/216	75.00%
▶	✖	B7.3 BM DrawSys £10 HTdraw Current Odds ...	£166.40	85/166	51.00%
▶	✖	B8 BM DrawSys £10 U2.5 Current Odds 010	£50.50	121/197	61.00%
▶	✖	T5 BM Drawdown Tracker £1 Curr. 103%/4t ...	-£2.94	141/450	31.00%

P/L: £216.58

Group by: 013 Betaminic Draw System Golden 6 No 6 Draws are in late V2 AL 32%WR (P/L: -£610.01)

▶	✖	A1 BM Draw System £10 Opposite Odds 103...	£80.74	33/98	34.00%
▶	✖	B2 BM Draw System £10 Current Odds 103%/...	-£307.35	67/257	26.00%
▶	✖	B3 BM Draw System £10 IP Curr. 103%/4t Go...	-£153.00	47/207	23.00%
▶	✖	B4 BM Draw System £10 IP Opp 103%/4t Gol...	£6.77	31/147	21.00%
▶	✖	B5 BM Draw System £10 IP Opp+4t 103%/4t ...	£97.58	23/117	20.00%
▶	✖	B6 BM DrawSys £10 CC0-0 Current Odds 013	-£176.00	4/67	6.00%
▶	✖	B7.1 BM DrawSys £10 U0.5HT Current Odds ...	-£127.90	15/62	24.00%
▶	✖	B7.2 BM DrawSys £10 U1.5HT Current Odds ...	£38.50	49/68	72.00%
▶	✖	B7.3 BM DrawSys £10 HTdraw Current Odds ...	-£88.40	19/53	36.00%
▶	✖	B8 BM DrawSys £10 U2.5 Current Odds 013	£50.10	36/66	55.00%
▶	✖	T5 BM Drawdown Tracker £1 Curr. 103%/4t ...	-£31.05	34/150	23.00%

P/L: -£610.01

Group by: 019 Betaminic Draw System Mid Table Team (Updated 2023-12-5) AL WR32% (P/L: £315.36)

▶	✖	A1 BM Draw System £10 Opposite Odds 103...	£182.50	18/40	45.00%
▶	✖	B2 BM Draw System £10 Current Odds 103%/...	£61.15	64/203	32.00%
▶	✖	B3 BM Draw System £10 IP Curr. 103%/4t Mi...	-£117.75	31/147	21.00%
▶	✖	B4 BM Draw System £10 IP Opp 103%/4t Mid...	-£35.75	20/106	19.00%
▶	✖	B5 BM Draw System £10 IP Opp+4t 103%/4t ...	-£35.50	15/88	17.00%
▶	✖	B6 BM DrawSys £10 CC0-0 Current Odds 019	-£56.00	5/55	9.00%
▶	✖	B7.1 BM DrawSys £10 U0.5HT Current Odds ...	£60.50	16/40	40.00%
▶	✖	B7.2 BM DrawSys £10 U1.5HT Current Odds ...	£70.00	48/59	81.00%
▶	✖	B7.3 BM DrawSys £10 HTdraw Current Odds ...	£94.80	27/49	55.00%
▶	✖	B8 BM DrawSys £10 U2.5 Current Odds 019	£95.80	35/52	67.00%
▶	✖	T5 BM Drawdown Tracker £1 Curr. 103%/4t ...	-£4.39	45/152	30.00%

P/L: £315.36

Group by: 020 Betaminic Draw System HDQ Unders Draws (5Y PI Version) 12YWR34% 5YWR37% (P/L: -£12.99)

▶	✖	A1 BM Draw System £10 Opposite Odds HDQ...	£39.10	18/55	33.00%
▶	✖	B2 BM Draw System £10 Current Odds HDQ U...	-£63.10	63/211	30.00%
▶	✖	B3 BM Draw System £10 IP Curr. HDQ Unders...	-£159.00	31/150	21.00%
▶	✖	B4 BM Draw System £10 IP Opp HDQ Unders ...	-£36.50	14/107	13.00%
▶	✖	B5 BM Draw System £10 IP Opp+4t HDQ Und...	-£205.50	7/83	8.00%
▶	✖	B6 BM DrawSys £10 CC0-0 Current Odds 020	£223.00	12/79	15.00%
▶	✖	B7.1 BM DrawSys £10 U0.5HT Current Odds ...	-£12.90	22/61	36.00%
▶	✖	B7.2 BM DrawSys £10 U1.5HT Current Odds ...	£80.70	74/92	80.00%
▶	✖	B7.3 BM DrawSys £10 HTdraw Current Odds ...	£28.30	40/82	49.00%
▶	✖	B8 BM DrawSys £10 U2.5 Current Odds 020	£103.00	58/87	67.00%
▶	✖	T6 BM Drawdown Tracker £1 Curr. HDQ Unde...	-£10.09	62/210	30.00%

P/L: -£12.99

Tom's Low Drawdown **Betaminic** Set of 9 "2024 LD9" (Running since Jan 18th 2024)

After 5 months, the set is showing an average of 2.5 units profit per month.

Using a 50-unit potential maximum drawdown as the basis for a 100-point bank, staking 2 points per bet led to an average of 5 points profit per month.

Results	Tom's Low Drawdown Betaminic Set of 9 Strategies "2024 LD9"		1-unit stakes	Units of profit per month (Starting bank 50 units)	Points of profit per month (Starting bank 100 points)
	Total	Monthly			
	P/L	P/L			
2024-1-18	£0	£0	£100	0	0
2024-2-18	-£820	-£820	£100	-8	-16
2024-3-18	£231	£1,051	£100	11	21
2024-4-16	£171	-£60	£100	-1	-1
2024-5-20	£1,765	£1,594	£100	16	32
2024-6-23	£1,242	-£523	£100	-5	-10
Average		£248		2	5
Total				12	25

Including costs, the set has made £982 after 5 months.

2024 LD9	Tom's Low Drawdown Betaminic Set of 9 Strategies "2024 LD9"																	1-point stakes	Allotted Bank
	Total								Monthly										
	P/L	Bets	Won	Win Rate	ROI	Picks	Picks Cost	P/L - costs	P/L	Total bets	Won	Win Rate	ROI	Picks	onthly Cos	P/L - costs			
2024-2-18	-£820.00	121	65	53.72%	-66.41%	121	£61.71	-£881.71	-£820.00	121	65	53.72%	-66.41%	121	£61.71	-£881.71	£100	£5,000	
2024-3-18	£231.00	262	149	56.87%	8.64%	262	£133.62	£97.38	£1,051.00	141	84	59.57%	73.05%	141	£71.91	£979.09	£100	£5,000	
2024-4-16	£171.00	345	194	56.23%	4.86%	345	£175.95	-£4.95	-£60.00	83	45	54.22%	-7.08%	83	£42.33	-£102.33	£100	£5,000	
2024-5-20	£1,765.00	411	259	63.02%	42.09%	411	£209.61	£1,555.39	£1,594.00	66	65	98.48%	236.68%	66	£33.66	£1,560.34	£100	£5,000	
2024-6-23	£1,242.00	508	288	56.69%	23.96%	508	£259.08	£982.92	-£523.00	97	29	29.90%	-52.84%	97	£49.47	-£572.47	£100	£5,000	

Group by: 2024 LD9 Tom's Low Drawdown Betaminic Set of 9 Strategies (Since 2024-1-18) (P/L: £1,242.00)

Strategy	P/L	Points	Win Rate
LD9 01 £100 2023 Colossus 01 Home Dog V2...	-£69.00	13/39	33.00%
LD9 02 £100 Away weak favourite 41 of 111 l...	-£447.00	60/143	42.00%
LD9 03 £100 BANKER?? (B-bot)	£424.00	128/164	78.00%
LD9 04 £100 e2 (A-bot)	£684.00	22/44	50.00%
LD9 05 £100 OVER 2. (B-bot)	£1,179.00	27/45	60.00%
LD9 06 £100 Sayar's Under 2.5 (A1) (B-bot)	-£281.00	7/16	44.00%
LD9 07 £100 TOM WHITAKER BSG 05 Scorin...	£170.00	13/17	76.00%
LD9 08 £100 UNDER MİN 2 YENİ STRATEJİ) ...	-£113.00	10/21	48.00%
LD9 09 £100 x 4 + (B-bot)	-£305.00	8/19	42.00%
P/L: £1,242.00			

Betaminic Contend UD (Running since Jan 18th 2024)

After 5 months, the set is showing an average of 1 unit profit per month.

Using a 50-unit potential maximum drawdown as the basis for a 100-point bank, staking 2 points per bet led to an average of 2 points profit per month.

Results	Betaminic Contend UD System		1-unit stakes	Units of profit per month (Starting bank 50 units)	Points of profit per month (Starting bank 100 points)
	Total	Monthly			
	P/L	P/L			
2024-1-18	£0	£0	£100	0	0
2024-2-18	-£562	-£562	£100	-6	-11
2024-3-18	-£601	-£39	£100	-0	-1
2024-4-16	£681	£1,282	£100	13	26
2024-5-20	£299	-£382	£100	-4	-8
2024-6-23	£483	£184	£100	2	4
Total		£483		5	10
Average		£97		1	2

Including costs, the set has made £412 after 5 months. This is one of my personal picks that I think is a sleeping giant and due a strong run at some point. Over the years, I have seen it at the top of the rankings on the public strategies page, but I have always given up on it too early and missed its profit jumps. This time I am staying in until my bank breaks or I am proven right.

Tom other BM	Tom's Other Betaminic Strategies: Contend UD (WR 39%)																	
	Total									Monthly							1-point stakes	Allotted Bank
	P/L	Bets	Won	Win Rate	ROI	Picks	Picks Cost	P/L -costs	P/L	Total bets	Won	Win Rate	ROI	Picks	Monthly Cos	P/L - costs		
2024-2-18	-£562.00	37	11	29.73%	-148.85%	37	£18.87	-£580.87	-£562.00	37	11	29.73%	-148.85%	37	£18.87	-£580.87	£100	£5,000
2024-3-18	-£601.00	72	23	31.94%	-81.80%	72	£36.72	-£637.72	-£39.00	35	12	34.29%	-10.92%	35	£17.85	-£56.85	£100	£5,000
2024-4-16	£681.00	97	35	36.08%	68.80%	97	£49.47	£631.53	£1,282.00	25	12	48.00%	502.54%	25	£12.75	£1,269.25	£100	£5,000
2024-5-20	£299.00	124	43	34.68%	23.63%	124	£63.24	£235.76	-£382.00	27	8	29.63%	-138.65%	27	£13.77	-£395.77	£100	£5,000
2024-6-23	£483.00	139	48	34.53%	34.05%	139	£70.89	£412.11	£184.00	15	5	33.33%	120.21%	15	£7.65	£176.35	£100	£5,000

▲ Group by: 2024 PB1 Tom's Profit Betaminic Set (P/L: £483.00)

PB1 01 £100 Contend UD (B-bot)	£483.00	48/139	35.00%
P/L: £483.00			

System 5

BetaminicLdsys (Running since March 18th 2024)

After 3 months, the set is showing an average of -2 units profit per month.

Using a 50-unit potential maximum drawdown as the basis for a 100-point bank, staking 2 points per bet led to an average of -4 points profit per month.

Results	Betaminic BetaminicLdsys System		1-unit stakes	Units of profit per month (Starting bank 50 units)	Points of profit per month (Starting bank 100 points)
	Total P/L	Monthly P/L			
2024-3-18	£0	£0	£100	0	0
2024-4-16	-£100	-£100	£100	-1	-2
2024-5-20	£111	£211	£100	2	4
2024-6-23	-£625	-£736	£100	-7	-15
Total		-£625		-6	-13
Average		-£208		-2	-4

Including costs, the set has made -£704 after 3 months. Not so good for a £5,000 bank. But it is still early days and the TippingSports data looks good.

2024 LD9	2024 LD4 BetaminicLdsys (TippingSports) 4 Strategies (Started 2024-3-19)																	
	Total								Monthly								1-point stakes	Allotted Bank
	P/L	Bets	Won	Win Rate	ROI	Picks	Picks Cost	P/L - costs	P/L	Total bets	Won	Win Rate	ROI	Picks	Monthly Cos	P/L - costs		
2024-4-16	-£100.00	52	20	38.46%	-18.85%	52	£26.52	-£126.52	-£100.00	52	20	38.46%	-18.85%	52	£26.52	-£126.52	£100	£5,000
2024-5-20	£111.00	117	70	59.83%	9.30%	117	£59.67	£51.33	£211.00	65	50	76.92%	31.81%	65	£33.15	£177.85	£100	£5,000
2024-6-23	-£625.00	156	89	57.05%	-39.26%	156	£79.56	-£704.56	-£736.00	39	19	48.72%	-184.94%	39	£19.89	-£755.89	£100	£5,000

Group by: 2024 LD4 BetaminicLdsys (TippingSports) 4 Strategies (Started 2024-3-19) (P/L: -£625.00)

Strategy	P/L	Won/Loss	Win Rate
LD4 01 £100 Colossus 01 Home Dog (B-bot)	-£400.00	0/4	0.00%
LD4 02 £100 Away weak favourite 41 of 111 l...	-£90.00	33/76	43.00%
LD4 03 £100 BANKER?? (B-bot)	-£51.00	55/73	75.00%
LD4 04 £100 Colossus 05 Against the Trend ...	-£84.00	1/3	33.00%
Total	-£625.00		

BetaminicLdsys Joined Nov 20th 2023

[Charts](#)

389	237	60.93%	+27.93	778.00	3.59%
Tips	Winning tips	Strike rate	Points profit	Invested (points)	ROI




Points profit/loss over time

	Jan	Feb	Mar	Apr	May	Jun	Jul	Aug	Sep	Oct	Nov	Dec
2024	1.81	9.34	18.46	8.64	-22.83	-3.75						
2023											2.74	13.52

Tom's BM Tennis System (Running since May 15th 2024)

The bets based on tennis have gone well so far. I have been manually adding them to TippingSports based on Betaminic's Tennis Statistics page. I have tried to stick to tournament rounds where backing the favourite has led to yields of 5% or more. Backing the favourite of odds of 1.9 or lower is meant to keep the win rate high and the potential drawdown low, especially when we don't know past drawdowns, so I can only operate using the ELS (Expected Losing Sequence) as a judge of potential drawdown levels. It has shown 6.73% ROI (that is after 4% commission taken out) after 165 bets, which is quite good. I have been betting on ApostasBF, but added a bot to my simulation PC to have a screenshotable BFBM bot, but it is in the red after 58 bets. This system is free to follow, and you can also make your own decisions about betting on rounds where the underdogs make profit, too. My gut feeling is first and second round games are best since the most data exists for them.



TennisBets
Joined May 15th 2024

[Charts](#)

165
Tips

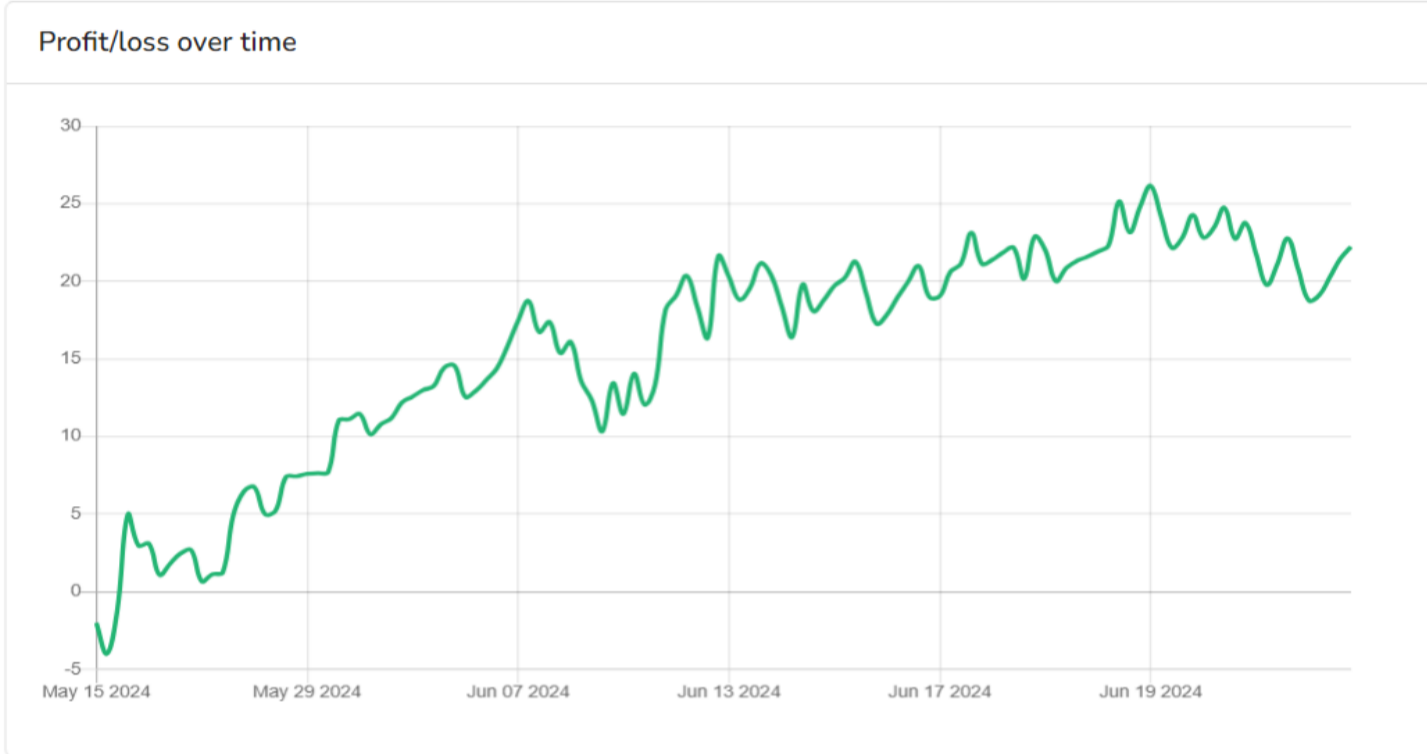
119
Winning tips

72.12%
Strike rate

+22.22
Points profit 📈

330.00
Invested (points)

6.73%
ROI



Points profit/loss over time

	Jan	Feb	Mar	Apr	May	Jun	Jul	Aug	Sep	Oct	Nov	Dec
2024					12.57	9.65						

Results	Betaminic BetaminicLdsys System		1-unit stakes	Units of profit per month (Starting bank 50)	Points of profit per month (Starting bank 100 points)
	Total	Monthly			
	P/L	P/L			
2024-6-23	-£77	-£77	£100	-1	-2
Total		-£77		-1	-2
Average		-£77		-1	-2

	Betaminic TennisBets 100 GBP level stakes (Si...	-£77.00	40/58	69.00%
--	---------------------------------------------------------	----------------	-------	--------

Support

If you have questions about any of these services, or if you want me to make any demonstration videos of how to do or use something, also please let me know.

Tom

p.s. Have you been wondering what the words are for the [German fans' rendition of Major Tom](#) at Euro 2024? (I have, and it's been stuck in my head.)

Völlig losgelöst von der Erde / Schwebt das Raumschiff, völlig schwerelos.

Completely isolated from Earth / The spaceship floats, totally weightless.

(And here is a [really long article](#) explaining why they are singing it.)

Useful Links;

1 My Betting Advice Site: www.bettingsystemsguide.com

2 Betaminic big data betting strategies: <http://www.betaminic.com/?ref=TomW> (Can be automated)

3 Reddit Betaminic Community: <https://www.reddit.com/r/AutomatedBettingBots/>

4 Betaminic's tipping account [BetaminicSys](#) on www.tippingsports.com (Can automate with a Betfair account)

5 Betaminic's tipping account [BetaminicDraw](#) on www.tippingsports.com (Can automate with a Betfair account, ask me for my BetaminicDraw bot set)

6 Betaminic's tipping account [BetaminicLdsys](#) on www.tippingsports.com (Can automate with a Betfair account)

7 My BSG Draw System account [bsgDrawSystem](#) on www.tippingsports.com (Can automate with a Betfair account, ask me for my bsgDrawSystem bot set)

Pro Betting Tools

1 [Bf Bot Manager](#) automated betting software for Betfair

2 [IPT In Play Trading Data](#) add-on for Bf Bot Manager – Get all the liverscores for all the Betfair in-play football games.

3 [ApostasBF betting exchange](#): My BSG Draw System is available to my ApostasBF referrals for FREE! No subscriptions, no downloads, no VPS, just free automated betting.

4 [The Staking Machine](#) staking analysis software

5 VPN services: [TunnelBear](#) offer a free VPN with no time limit (2GB per month limit). Paid VPNs are available with more bandwidth. Useful for accessing [AsianConnect](#).

6 VPS: I use [SimplyHosting](#) for my VPS that hosts my [Bf Bot Manager](#) software.

7 [TippingSports](#) for 3rd party verified tipsters that can be easily automated with a Betfair account.

Affiliate Link Disclaimer: I may receive commission for purchases made via my affiliate links. I have used all these services myself and I do not recommend anything that I have not used myself. I can offer support and answer your questions about these services because of this experience. If you do decide to use any of these services, then clicking through my links is an easy way to say thanks for me introducing you to it.

WARNING: Past data DOES NOT guarantee future profits, but it gives a smarter way to plan betting systems than other methods.

Read the material until you understand the strategies. Don't use systems you don't understand. Don't rush into things.

ALL betting systems carry the risk of losing ALL your bank.

Betting is NOT an investment and in no way to be considered a viable "second income" or "retirement income".

Do not use this or any betting service unless you understand and accept that.

Big data betting is a smarter way to bet, but it is still gambling.