

# THE BIG BSG GUIDE

[www.BettingSystemsGuide.com](http://www.BettingSystemsGuide.com)

## Overview and Setup Guide for the BSG Betting System.

**This system can be used manually or automated.**

(Last Updated 2024-12-24)

The tools needed to collect and analyse large amounts of data are now at our fingertips. Betting blindly is now the true gambling. To bet smarter, we need a betting strategy based on big data that finds value bets. Then we need the right staking plan to multiply profits without breaking the betting bank. Once you have a betting system that works, don't waste your time tied to a monitor. Automate it with a betting bot. Become a sports betting data analyst managing a portfolio of automated strategies. That is the best betting system.

I think betting strategies based on big data, either through backtesting sites like [Betaminic's database](#), or through data we collect ourselves through [Bf Bot Manager automated betting software](#) (BFBM) are the way forward. I used to lose 1,000s each year, but after using Betaminic and BFBM that went down to break even and then eventually profit. While I am not making enough to retire yet, I feel like I am on the right track. By sharing my system publicly and constantly having to explain myself it has helped me improve my system little by little. I cannot yet say "This is 100% going to work" but I can definitely say that you are much more likely to make profit following this method than most other betting systems available on the net. The problem with some other systems is that we just don't know why they are making their decisions or they suggest a system with no verifiable historical data to back it up. Then we just put our faith in them, but with big data in BFBM and Betaminic, we can see exactly why we are following a strategy. We can edit and test different versions of it. It is completely transparent. And when we do find something that works consistently and dependably, then we know it is based on a fixed selection method that will likely keep working long term and not be at risk of human error and emotion. And importantly, it can be automated, so we get our time back and not just financial freedom. That is why I think this big data style of betting is the method worth putting time and effort into. (As opposed to Betfair trading where even if you get good, you end up stuck to a PC screen on weekends like a second job.)

The best thing is for you to learn how to use Betaminic and BFBM yourself. Then you are in full control of your betting system. But I understand that it is hard to get started. For that reason, I share some of my betting methods here. They all come from using Betaminic or Bf Bot Manager. Once you get used to my strategies, then it may be easier for you to start using the tools more yourself and take full control of your betting.

Here and on my website, [www.BettingSystemsGuide.com](http://www.BettingSystemsGuide.com), you can see the [betting tools](#) I use for my automated betting system. These are the two main tools I use, Betaminic and Bf Bot Manager (BFBM).

### Historical Odds and Statistics Database



Betaminic


Backtest betting strategies with a database of sports statistics and historical odds.

Future picks are sent by email 36-48 hours before kick-off giving plenty of time for manual bettors to place bets and can also be sent to automated betting software for a 100% automated betting system based on value selections.

(Includes 111 football leagues since 2012, and also tennis and basketball data)

€99.90 for each 30 day subscription

### Automated Betting Software



Bf Bot Manager

Automate betting on Betfair, Betdaq or Matchbook. (Betaminic linking only works with Betfair version.)

Automate betting on Betaminic picks or BSG trigger tips.

Create bots, gather data and build your own betting systems.

This is an advanced tool to customize almost every aspect of your betting bots.

£10 per month

(£120 for 12-month subscription)

These are good tools to either research your own betting strategies or follow existing ones.

If you want help getting into big data betting and automated betting bots, then you can copy my system.

I am not saying that you will 100% make profit using my system, but many people have asked to copy my system as their starting point, and then, after they get used to how it works, make their own decisions on how to manage their own automated betting bot systems. I provide my betting bots as a starting point to help you get used to the tools and software available for automated betting.

**WARNING: Past data DOES NOT guarantee future profits, but it gives a smarter way to plan betting systems than other methods.**




**ALL betting systems carry the risk of losing ALL your bank.**

**Betting is NOT an investment and in no way to be considered a viable "second income" or "retirement income".**

**Do not use this or any betting service unless you understand and accept that.**

## Overview of my system and its targets

I have my own betting systems created from these tools. I share 3 of them here.

| <br><b>Tom's Betaminic<br/>Back Strategies</b> | <br><b>Tom's Betaminic<br/>Lay Strategies</b> | <br><b>Tom's BSG<br/>Draw System</b> |
|---|---|---|
| Results with Whitaker NLC<br>Staking since 2024-1-1 to<br>2024-12-24 suggests<br><b>+22% per month</b>                          | Results with Whitaker NLC<br>Staking since 2024-10-22<br>suggests<br><b>+30% per month</b>                                      | Results with Whitaker NLC<br>Staking since 2024-10-1<br>suggests<br><b>+25% per month</b>                               |
| All 3 Systems together aim for<br><b>+70% per month</b>   |   |   |

I put "Tom's" before each of the Betaminic ones because I have to stress that [Betaminic](#) is just a statistics database used to research and create strategies, and these systems are not their officially recommended systems. They are betting strategies I have decided to use. Betaminic is just the tool used to research, backtest and get trigger picks from.

I put "Tom's" before the BSG draw system, because it truly is mine, 100%. I researched and tested it with the [Bf Bot Manager](#) software.

The above Betaminic Lay Strategies and BSG Draw System figures are based on my actual bot results with Whitaker Staking divided by the time they have been running.

The above Betaminic Back Strategies results are based on the last 12 months of data from the database backtested in staking analysis. Betaminic strategies were chosen based on backtesting data back to March 2012.

My BSG Draw System is based on data gather through BFBM myself since October 2022.

You can also follow one, two or all of these betting systems.

### Manual Betting:

The Betaminic strategies can be followed manually. They can be followed on any sportsbook or exchange. It does not need to be Betfair, Pinnacle, Bet365, etc. Any sportsbook is okay.

### Automated betting:

It is possible to follow all 3 systems with [Bf Bot Manager](#) (Whitaker Staking possible) on Betfair.

It is also possible to follow 2 of the systems with [TippingSports](#) (level stakes only) on Betfair. (The lay strategies cannot be followed.)

[Bf Bot Manager automated betting software](#) costs £10 per month with a 12-month £120 subscription. (Free 7-day trial)

[TippingSports automated betting service](#) costs £5 per month with a 12-month £60 subscription. (Free 7-day trial)

### Which parts are free?

**Free for first month:** The **BSG Draw System** trigger tips for my BFBM set are free for the first month, but need a subscription after that.

**Free for 7 days:** **Bf Bot Manager** offers a 7-day free trial of their software. It needs a subscription after that.

This PDF shows how to setup my betting system to work with Bf Bot Manager and your Betfair account. Manual bettors can just use this guide to find and follow the Betaminic strategies I use, and also refer to the Whitaker Staking table at the end when placing bets.

### Which systems are best?







I think they are all good, working systems, which is why I follow them, but if I had to put them in an order of preference it would be as below. The key points for me are:

**How much data is it based on?** The more data it is based on, the more trust I can put into it. 10,000 bets of data are more trustworthy than 200.

**How reliable is the selection data?** If the data is based on consistent price models, then it can be trusted more. Betaminic selections come from Pinnacle opening odds and only from league matches. The Pinnacle odds come from a consistent market model. BSG Draw selections come from Beffar market odds and BFBM form data from a wide variety of matches including cups, friendlies, youth matches and women's football. Betfair market odds are not as consistent a market model as Pinnacle since they are an aggregation of multiple market actors. In smaller markets, the Betfair market is even less consistent as a price model.

**How many real bets?** The more real bet data I have the more confident I can be that the backtesting results are a genuine value trend and not just overfitting/data mining.

**How is the monthly bet volume?** The more bets we have per month, the less volatility of results, and also the more likely we can get towards the long-term trend, so the aim is to have as high a volume as possible. Automation makes this even easier.

|  |  |  |
|--|--|--|
|  <p>Tom's Betaminic<br/>Back Strategies</p>   |  <p>Tom's Betaminic<br/>Lay Strategies</p>   |  <p>Tom's BSG<br/>Draw System</p>   |
|   |    |   |
| <p><b>Backtested 12 years</b> on a solid market model and I have been following many of these strategies in various forms on and off since 2019. I am familiar and comfortable with the Betaminic big data strategies. Risk spread over 23 strategies.</p> | <p>A new system based on laying Betaminic picks with fantastic early results. <b>It doubled its bank in its two months.</b> Backtested 12 years on a solid market model, but only a little data from few real bets makes it 4 stars.</p> | <p>A high volume system with a huge amount of real bet data supporting its value trend gives me <b>a lot of confidence in BSG Draws.</b> The 0-0 bets have a low win rate which can be hard for some to follow so 3 stars.</p> |
| <p>Personally following since Aug <b>2019</b>.</p>   | <p>Personally following since Oct <b>2024</b>.</p>   | <p>Personally following since Oct <b>2022</b>.</p>   |
| <p><b>+12 years of data</b><br/>of 66,000 backtested results</p>   | <p><b>+12 years of data</b><br/>of 63,000 backtested results</p>   | <p><b>+2 years of data</b><br/>No backtested results. All BFBM data.</p>   |
| <p>Mix of strategies<br/><b>+4,000 real bets</b> of data since June 2020.</p>  | <p>Mix of strategies<br/><b>+700 real bets</b> of data since Oct 2024.</p>   | <p><b>+14,000</b> real bets since Oct 2022 for core trend data.<br/><b>+3,400</b> real bets for 0-0 bot since Feb 2024.</p>  |
| <p>High bet volume<br/><b>436 bets p/m</b></p>   | <p>High bet volume<br/><b>400 bets p/m</b></p>   | <p><b>Very High bet volume</b><br/>500 bets p/m (A2)<br/><b>1,200 bets p/m</b> (A6,A7,A14)</p>   |
| <p>Based on <b>Pinnacle</b> opening odds for selection and closing odds for P/L calculations</p>   | <p>Based on <b>Pinnacle</b> opening odds for selection and closing odds for P/L calculations</p>   | <p>Based on <b>Betfair Exchange</b> odds near to kick off for selection and P/L calculations</p>   |
| <p>Aims for<br/><b>+22%</b> per month</p>  | <p>Aims for<br/><b>+30%</b> per month</p>  | <p>Aims for<br/><b>+25%</b> per month</p>  |
| <p>Manual or Automated betting</p>   | <p>Manual or Automated</p>   | <p>Automated only</p>  |
| <p>£82 per month</p>   |  | <p><b>Free</b> for first month, then from £70 p/m.</p>   |

# Contents

|  |    |
|--|----|
| 1 Overview of Betting Systems .....  | 5  |
| 1.1 System 1: Tom's Betaminic Back Strategies.....                             | 5  |
| 1.2 System 2: Tom's Betaminic Lay Strategies.....                              | 12 |
| 1.3 System 3: Tom's BSG Draw System.....                                       | 14 |
| 1.4 All 3 Systems together .....   | 15 |
| 1.5 Whitaker Staking and Bank Management .....                                 | 16 |
| 2 Bf Bot Manager automation software vs TippingSports automation service.....  | 19 |
| 3 Automated Betting Support for my referrals.....                              | 20 |
| 4 Bf Bot Manager Setup Guide .....   | 21 |
| 4.1 Video for first time Bf Bot Manager users .....                            | 21 |
| 4.2 Get My Current Bot Set.....  | 21 |
| 4.3 How to import the BFBM bot set.....  | 21 |
| 4.4 Overview of bot set.....   | 22 |
| 4.5 Edit the bot settings (bank size and bots to use).....                     | 24 |
| 4.6 How to connect your Betaminic account to your Bf Bot Manager software..... | 24 |
| 4.7 How to find and follow the Betaminic strategies .....                      | 26 |
| 4.8 Connecting BFBM to TippingSports (For BSG Draw System) .....               | 27 |
| 4.9 Bot troubleshooting .....  | 29 |
| 4.10 Starting the bots.....  | 30 |
| 5 Commonly Asked Questions .....   | 31 |
| 6 Whitaker Staking (ELSx4-1000) Full Staking Table .....                       | 32 |

# 1 Overview of Betting Systems

## 1.1 System 1: Tom's Betaminic Back Strategies

### 2024 Results

Below are the level stakes results of my 10 Betaminic strategy choices from January 2024.

Overall +£3,243 profit after £4,227 minus £984 costs to Betaminic for 12 x 30-day subscriptions.

Results are based on a 50-unit bank, so £100 level stakes is equivalent to a £5,000 bank. +£4,227 increase is an **82% increase** on the bank on level stakes.

For 2025 I have reviewed and changed my set for the new year. But these results show this method worked on level stakes. With Whitaker Staking, it will do even better. My new recommended set is larger and now has 25 Betaminic strategies in it.

### Results Screenshots (Level stakes)

Tom's 2024 Betaminic Strategy Set with £100 Level Stakes (Jan 18<sup>th</sup> – Dec 24<sup>th</sup> 2024)

| Group by: 2024 LD9 Tom's Low Drawdown Betaminic Set of 9 Strategies (Since 2024-1-18) (P/L: £4,227.45) |   |   |   |  |                |         |        |
|--|---|---|---|--|----------------|---------|--------|
| ▶  | 📄 | ✖ | ☐ | LD9 01 £100 2023 Colossus 01 Home Dog V2...    | £577.60        | 21/59   | 35.59% |
| ▶  | 📄 | ✖ | ☐ | LD9 02 £100 Away weak favourite 41 of 111 l... | -£1,793.86     | 111/272 | 40.81% |
| ▶  | 📄 | ✖ | ☐ | LD9 02 £100 Big vs Good - Top Leagues (B-b...  | -£729.80       | 4/21    | 19.05% |
| ▶  | 📄 | ✖ | ☐ | LD9 03 £100 BANKER?? (B-bot)                   | £519.46        | 217/281 | 77.22% |
| ▶  | 📄 | ✖ | ☐ | LD9 04 £100 e2 (A-bot)                         | £1,674.20      | 30/56   | 53.57% |
| ▶  | 📄 | ✖ | ☐ | LD9 05 £100 OVER 2. (B-bot)                    | £732.40        | 45/86   | 52.33% |
| ▶  | 📄 | ✖ | ☐ | LD9 06 £100 Sayar's Under 2.5 (A1) (B-bot)     | -£362.88       | 15/31   | 48.39% |
| ▶  | 📄 | ✖ | ☐ | LD9 07 £100 TOM WHITAKER BSG 05 Scoring...     | -£105.13       | 24/36   | 66.67% |
| ▶  | 📄 | ✖ | ☐ | LD9 08 £100 UNDER MİN 2 YENİ STRATEJİ) ...     | -£26.68        | 24/48   | 50.00% |
| ▶  | 📄 | ✖ | ☐ | LD9 09 £100 x 4 + (B-bot)                      | -£182.64       | 16/34   | 47.06% |
| ▶  | 📄 | ✖ | ☐ | PB1 01 £100 Contend UD (B-bot)                 | £3,924.78      | 88/235  | 37.45% |
|  |   |   |   |  | P/L: £4,227.45 |         |        |

(BFBM screenshot date: 2024-12-24. Results are with £100 Level Stakes since January 18th 2024 with Betfair closing odds and 2% commission rate.)

(LD9 02 "Away Weak Favorite" was swapped out for "Big vs Good – Top leagues" on Nov 7<sup>th</sup>)



### What is Betaminic?

The bookmakers offer odds that are slightly under what their probability models tell them is the fair value. This bookmaker margin is similar to the way casino table games and slot machines are rigged to pay out less than the gambler puts in. In other words, the house always wins, even in sports betting. But there is a weak spot for the bookmaker, and that is their market model. Their models are usually correct, but sometimes they are imperfect. We can find those imperfections by going through past football data and comparing it to past bookmaker odds. Then we can find some patterns that made profit. Some of those patterns might just be random good luck (overfitting / data mining) and some of those patterns will be true value trends. It is those value trends that we want to find and follow ourselves. To do this, we need a large amount of data and software to analyze it. In the past, this took a lot of time and needed some skill with spreadsheets like Excel. Some sites charge for their historical data, but Betaminic offers their historical data for free in the Betamin Builder Tool. (They make their money if you want to get future picks of value trends emailed to you.) This is a great starting point for finding value trends or just following existing value trends that others have found and shared.

Betaminic helps you answer and backtest football betting questions like:

What if you backed Man City at home in every game? Would you make a profit?

What if you backed the draw in every Premier League game last season?

What if you backed over 2.5 goals in games with teams that have a high goal-average?

Big Data Analysis is now freely available to the ordinary punter thanks to Betaminic and its revolutionary Betamin Builder Tool. Over 200,000 matches since March 2012 in 111 leagues.

Betaminic is a website that has a free online tool for analysing soccer statistics and historical bookmaker odds. By analysing past data of over 200,000 matches, winning patterns can be found. For example, there are some leagues where backing over 2.5 goals in certain conditions leads to profit long term. Betaminic's tool, the Betamin Builder, allows you to find those value patterns. You can also have future picks from those profitable trends emailed to you for a fee so that you can bet on them. Basically, if you can find what betting system would have made profit in the past, it gives you a promising strategy to follow in the future. You can sign up for free and see for yourself. <http://www.betaminic.com/?ref=TomW>

Betaminic has been available to the public since 2017 and has grown quickly. You can create your own private strategies or follow publicly shared strategies. Currently, there are over 600 shared strategies available on the site. Some of them have been researched and created by Betaminic and their team, and some have been created and shared by ordinary users. All the strategies have been created from researching Betaminic's large database of odds and football statistics. After signing up for free, you can click on the "public strategies" section and see all the strategies.

Big data strategies find the inefficiencies in the bookmaker models where consistent mistakes have been made. They find value bets. The Betaminic strategies can be followed as a standalone betting system. However, once we have a historically profitable betting trend, we can multiply profits with a suitable staking plan and then set up auto-betting and auto-trading bots to get even more value out of these base trends.

I have created and followed various strategies made in the Betamin Builder over the years. One of my biggest mistakes has been giving up on strategies because of short term losing runs and not following them long enough to give their trend a chance to show itself. It is easier to follow low drawdown strategies long term since they don't affect the bank so much with level stakes. Whitaker Staking makes it easier to follow all types of strategies with its odds-adjusted stake sizes.

Some strategies have many bets per month and some have few. In order to get a decent bet volume per month, I follow multiple strategies. The Betamin Builder really is a tool worth playing around with and getting used to. Then you can make your own betting decisions with your eyes wide open and all the data in front of you. But as a starting point I do recommend my selection strategies.

### Tom's 2025 Betaminic Strategy Set

On Dec 18<sup>th</sup> 2024 I made a snapshot of all the current public strategies on Betaminic. It is [downable from my site](#). You can use this snapshot to filter down to the kind of strategies you want to use.

For example, the approach I have taken would be to:

1. Filter down to just look at strategies with over 100 Since Shared (SS) bets so we can know the strategy is working and not just a product of data-mining or after-fitting.
2. Filter down to just look at strategies with over 2000 All Results (AR) bets so we can know the strategy is based on big data and not just a very small slice of data from the last 12 years.
3. Filter out strategies with MDDs of 50 or more. (AR)
4. Filter out strategies with ROI under 5%. (AR/SS)
5. Filter out strategies with ELS/MDD ratios of 3 or higher. (AR/SS)
6. You might want to filter by Betaminic rating, but here we are doing our own filtering, so it is not completely necessary since we are doing our rating system.
7. Finally rank and add them by MDD (AR) if you are using level stakes or by ELS/MDD ratios (AR) if you are using Whitaker Staking.

But you should of course filter things by what matters to you.

After you get a ranking of strategies that fit your betting style, then start at the top and work your way down.

If you are able to, then view the filters of each strategy as you decide to include them, and you may want to avoid strategies are almost identical except for league choice. For example, many of the top performing strategies are variants of Contend UD.

### The Snapshot

This is like a menu of strategies. Sort and filter down to the ones you like.

Easily filter and sort through the public strategies with this Excel file

<https://docs.google.com/spreadsheets/d/1daxSAhDYTyJEoZYB8CKPZqX5QSWD85Jr/edit?usp=sharing&oid=105479355645322150932&rtpof=true&sd=true>



You do not have to follow all of these, but if you were wondering how to use your new subscription, then these strategies are good ones to look at and consider following, editing or just keeping an eye on.

### Duplicate bets?

Since we are now following more strategies than 2024, we will get duplicate bets. Should you bet on them or not?

This is a big debate and up to each person.

Betaminic and a few BM veterans I know recommend we bet on duplicate picks so that we get results similar to each individual strategy we are following regardless of the other strategies we follow.

My personal preference is not to bet on duplicates since I feel it just ends up with randomly large bets on some matches compared to others, and then we go back to the panicked gambler feeling or praying that those particular fixtures win. I worry that duplicate bets make volatility even more extreme. I DO allow duplicate betting when I have separate systems. For example, if I have a draw system and a home win system both betting on the same match, I allow both bets. Some manual users faced with the same choice would only bet on the pick from the strategy with the higher ROI. The choice is up to you. But as an automated bettor, I just let them bet.

With the above set of 23, there are quite a few home and draw strategies. I would not bet on duplicate picks for those, especially the draw picks, since it would make liabilities on some matches randomly high.

### ELS Multiplier Analysis

In July I did an analysis of 743 Public Betaminic strategies to find that 83% of strategies had MDDs lower than 4x their ELS.

This time in December, my analysis of 523 Public Betaminic strategies found that 82% of strategies had MDDs lower than 4x their ELS.

So I still feel that **ELSx4 is a good default level for Whitaker Staking**. An ELS x5 is also a good choice for people who want to be extra conservative with their staking since that covers 91% of the strategies studied.

My filtered down set of public strategies has an ELS/MDD ratio range of 0.99 – 2.61. So over the last 12 years they would have survived even with a 3x ELS Whitaker Staking plan. So I feel confident in my ELSx4 default setting.

### July 2024 ELS Analysis

| MDD/ELS Ratio      | Number of Strategies July 2024 | % of Strategies | ELS Multiple for Whitaker Staking | % of Strategies Covered in Total |
|--------------------|--------------------------------|-----------------|-----------------------------------|----------------------------------|
| 0.00 – 1.00        | 72                             | 10%             | 1                                 | 10%                              |
| 1.01 – 2.00        | 217                            | 29%             | 2                                 | 39%                              |
| 2.01 – 3.00        | 217                            | 29%             | 3                                 | 68%                              |
| <b>3.01 – 4.00</b> | <b>114</b>                     | <b>15%</b>      | <b>4</b>                          | <b>83%</b>                       |
| 4.01 – 5.00        | 59                             | 8%              | 5                                 | 91%                              |
| 5.01 – 6.00        | 32                             | 4%              | 6                                 | 95%                              |
| 6.01 – 7.00        | 11                             | 1%              | 7                                 | 96%                              |
| 7.01 – 8.00        | 6                              | <1%             | 8                                 | 97%                              |
| 8.01 – 9.00        | 7                              | <1%             | 9                                 | 98%                              |
| 9.01 – 10.00       | 3                              | <1%             | 10                                | 99%                              |
| 10.01+             | 5                              | <1%             | 11+                               | 100%                             |
|                    | 743                            |                 |                                   |                                  |

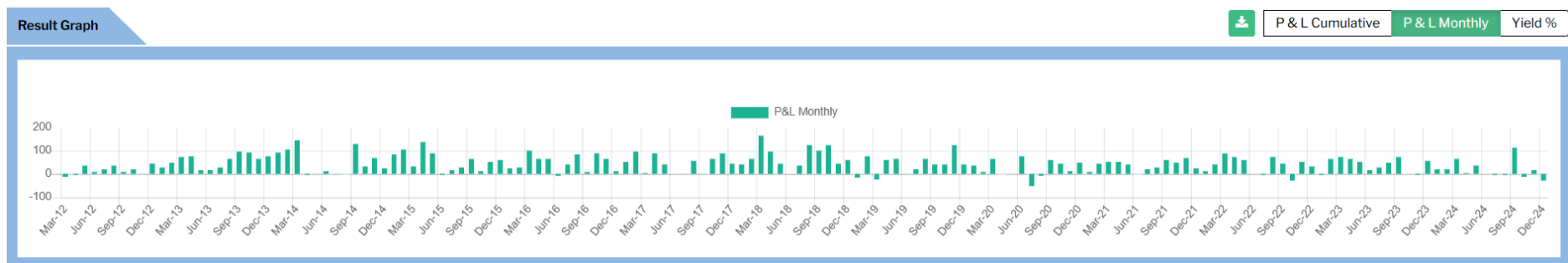
### December 2024 ELS Analysis

| MDD/ELS Ratio      | Number of Strategies December 2024 | % of Strategies | ELS Multiple for Whitaker Staking | % of Strategies Covered in Total |
|--------------------|------------------------------------|-----------------|-----------------------------------|----------------------------------|
| 0.00 – 1.00        | 20                                 | 4%              | 1                                 | 4%                               |
| 1.01 – 2.00        | 195                                | 36%             | 2                                 | 40%                              |
| 2.01 – 3.00        | 169                                | 31%             | 3                                 | 71%                              |
| <b>3.01 – 4.00</b> | <b>65</b>                          | <b>11%</b>      | <b>4</b>                          | <b>82%</b>                       |
| 4.01 – 5.00        | 51                                 | 9%              | 5                                 | 91%                              |
| 5.01 – 6.00        | 18                                 | 3%              | 6                                 | 94%                              |
| 6.01 – 7.00        | 13                                 | 2%              | 7                                 | 96%                              |
| 7.01 – 8.00        | 8                                  | 1%              | 8                                 | 97%                              |
| 8.01 – 9.00        | 9                                  | 1%              | 9                                 | 98%                              |
| 9.01 – 10.00       | 4                                  | <1%             | 10                                | 99%                              |
| 10.01+             | 10                                 | 1%              | 11+                               | 100%                             |
|                    | 562                                |                 |                                   |                                  |

With the Betamin Builder “Aggregator” tool, I can combine multiple strategies and see what their historical results look like together.







(Screenshot from Betaminic Aggregator tool on December 24<sup>th</sup> 2024)

The above screenshot shows that together they have qualifying 66,000 bets of data to base this system on. There were about 436 bets per month, and it made +45 units profit per month with a win rate of 41%. The average odds were 2.97 and the maximum drawdown during that time was -78.39 units. It made +7,124 units of profit in that time (based on Pinnacle closing odds which are some of the lowest in the market and very achievable). That is a yield (ROI Return On Investment) of 10.66%. We can see there are losing months as well as winning months, but overall it looks like a nice system to follow.

If I staked £10 per bet, it would aim for +£450 per month. But the biggest drawdown so far was -£783.

If I staked £100 per bet, it would aim for +£4,500 per month. But the biggest drawdown so far was -£7,830.

The great thing about Betaminic data is that it allows you to plan for these drawdowns.

My ELSx4 drawdown estimates put the potential drawdown at -84.23 units for a 66,000 bet period, so this set has been *less* volatile than statistically expected.

All these factors make me want to follow this set long term.

If you register on Betaminic and are logged in, then you can click on the links below to see the strategies.

|    |  |
|----|--|
| 1  | <a href="#">OVER 2.</a>                                  |
| 2  | <a href="#">AH +0 Away</a>                               |
| 3  | <a href="#">Losers Find Win</a>                          |
| 4  | <a href="#">championnat nul d6</a>                       |
| 5  | <a href="#">M2 B +</a>                                   |
| 6  | <a href="#">No Draws Medium Streak</a>                   |
| 7  | <a href="#">Tipstar 203 Away Wins</a>                    |
| 8  | <a href="#">Contend UD</a>                               |
| 9  | <a href="#">A 8</a>                                      |
| 10 | <a href="#">A 9</a>                                      |
| 11 | <a href="#">nul x a</a>                                  |
| 12 | <a href="#">Missing Draws - Top Leagues</a>              |
| 13 | <a href="#">ZA101</a>                                    |
| 14 | <a href="#">Golden6.6 – Draws are in late 2.0</a>        |
| 15 | <a href="#">Empate Equipos igualados</a>                 |
| 16 | <a href="#">No Draws Medium Streak - Both Teams</a>      |
| 17 | <a href="#">BANKER??</a>                                 |
| 18 | <a href="#">Colossus 01 Home Dog</a>                     |
| 19 | <a href="#">2023 Colossus 01 Home Dog V2 All Leagues</a> |
| 20 | <a href="#">e2</a>                                       |
| 21 | <a href="#">Sayar's Under 2.5 (A1)</a>                   |
| 22 | <a href="#">UNDER MIN 2 YENİ STRATEJİ</a>                |
| 23 | <a href="#">Big vs Good - Top Leagues</a>                |

Example Bank Plan with level stakes:

Stakes: 10 GBP level stakes

Bank: 100 point bank / 1,000 GBP bank.

Aim: Average 450 GBP profit per month after 1,000 bets. (Total of about 4,500 GBP after 10 months)

Exit point: When 100-point bank is gone or when the 1,000-bet mark is reached.

Cost: €99.90 per 30-day subscription (£82)

The Betamin Builder tool on Betaminic's site uses a 30-day subscription model.

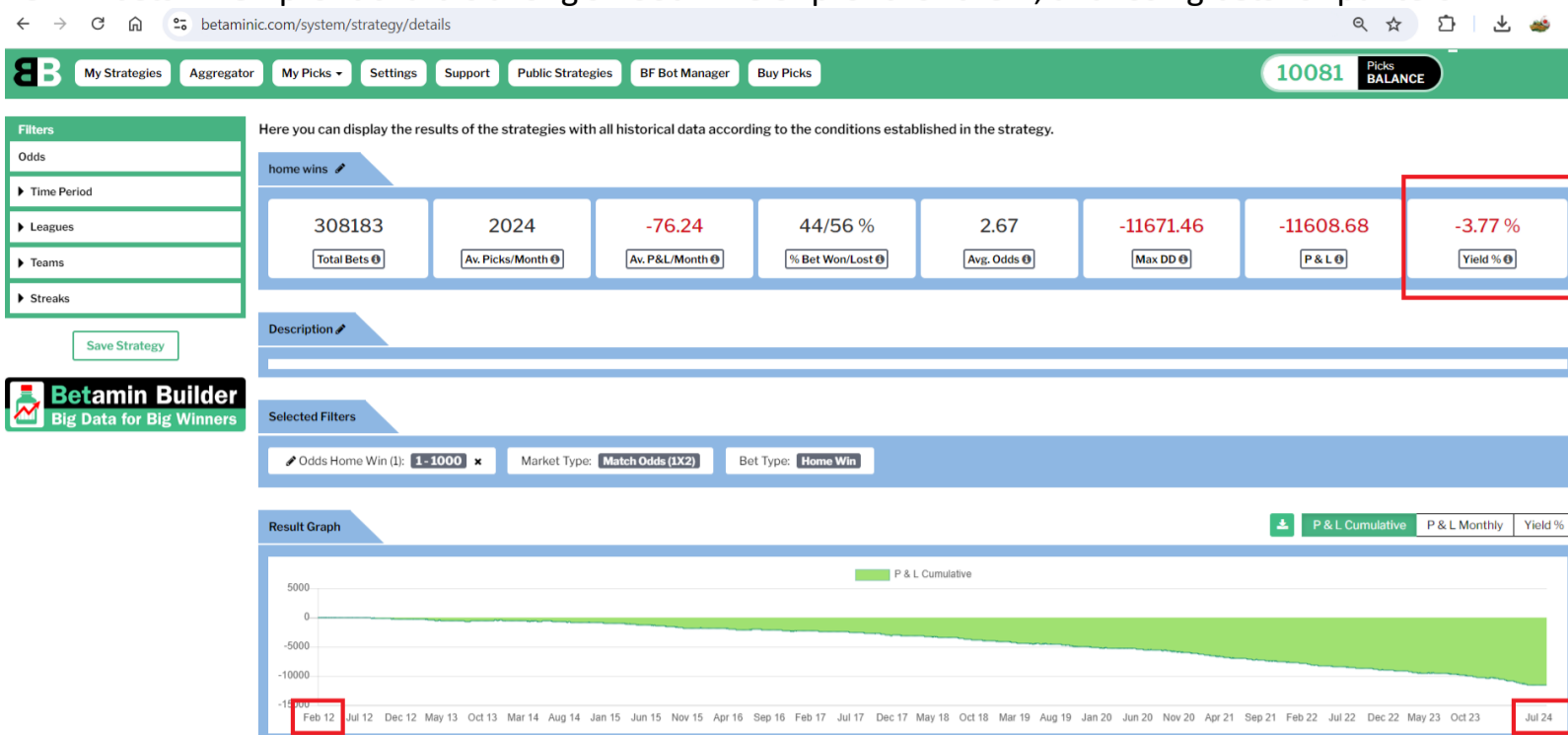
Each subscription gives you 30-days of full access to their database and includes up to 1000 picks. My full recommended system uses 840 picks per month, so it can be run with no problems with their 30-day subscription. Any of the 1000 pick allowance not used up gets rolled over to the next subscription period as long as you renew before the current subscription expires.

<https://www.betaminic.com/betamin-builder/pricing/>

My personal profit target for this set is just 22 points per month which is lower than the 45 points the data suggests. This is because in the early stages we are much more at risk of short term volatility. The longer we follow and the more bets we place, the more likely we are to get close to that 45-point long term trend. We would need 66,000 bets to be confident of repeating that trend level, but we only get 400 bets per month on average. Even after 1 year we will only have about 4,800 bets. If we followed for one year, I would hope to get at least get 22% or more monthly on average. From experience with the high volume BSG draw betting system, I know that even with 1,000 bets we could still be unlucky with volatility and have a "losing" year, but it would not necessarily mean the system does not work. This is an important thing to understand. We need a long term mentality and an understanding of statistical volatility.

## How do we know if a strategy is broken or just unlucky?

In reality, for the bookmaker, a customer betting on all home win bets since February 2012 look like this. Pinnacle wins over the long term on all home win bets. Their profit chart is a long smooth line of profit for them, and losing bets for punters.

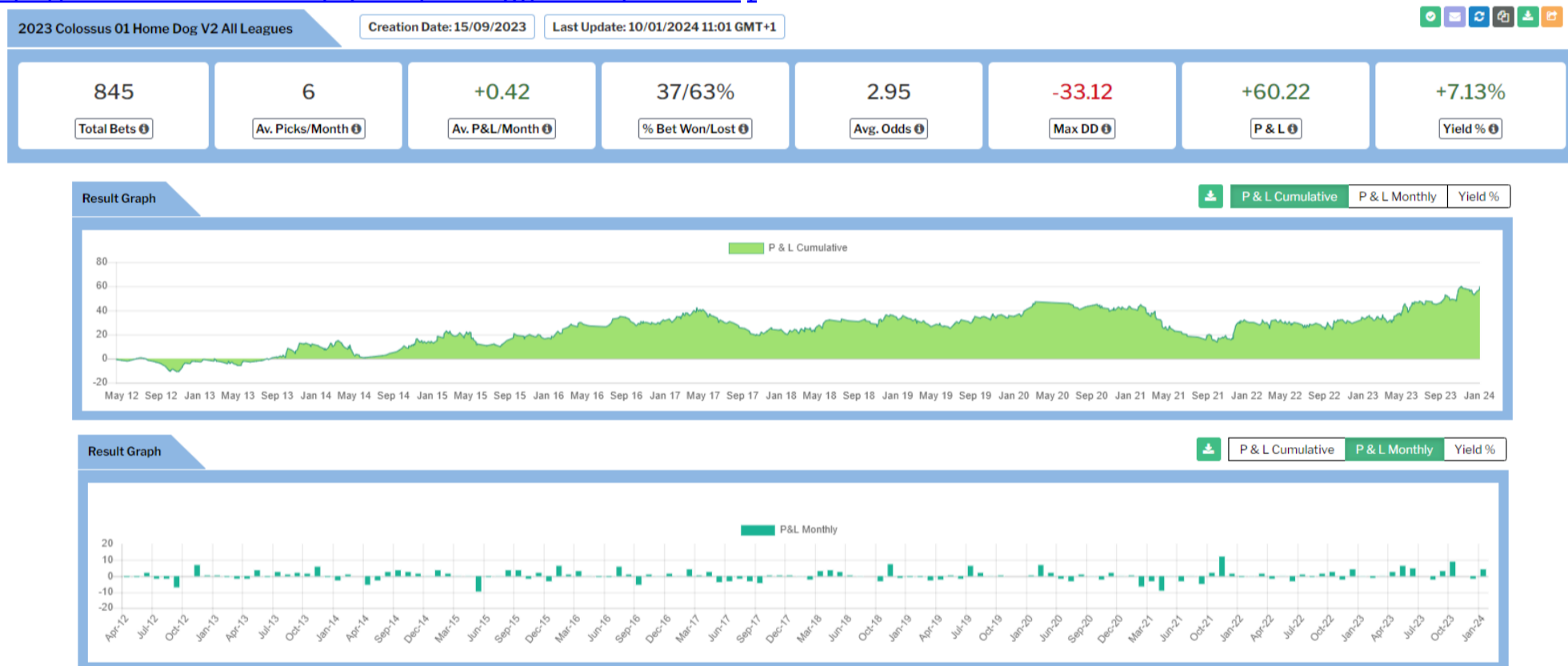


But if we apply selection filters, either form or odds, then we can try to find betting strategies that led to profit in the past.

Here is one of the strategies I chose in the low drawdown set of 9.

### 2023 Colossus 01 Home Dog V2 All Leagues

(<https://www.betaminic.com/system/strategy/details/1177204>)



The above strategy has winning and losing months, sometimes even 3 or 4 losing months in a row.

Each strategy in the set is not considered "broken" if it has multiple months of losses. It is only considered broken if it achieves a win rate similar to its historical trend but has negative yield (ROI). Another way to think of things is that these strategies produce X% yield at Y% win rate. So the **2023 Colossus 01 Home Dog V2 All Leagues** strategy produces +7.13% yield for a 37% win rate.

If we have a run of 100 bets with 37 wins (a 37% win rate) and the yield is negative, then THAT means the strategy is broken and has lost its edge.

But, if we have a run of 100 bets with 20 wins (a 20% win rate) and the yield is negative, then that does not mean the strategy is broken and has lost its edge because it fails to "pick" winners. It has just experienced negative volatility or a period of more losses than usual for this selection method.

So it is important to have a clear understanding of what the Betaminic strategies are.

They are NOT tips in the sense that "we think this bet will win".

They are **value** picks that the researched strategy filters suggest will "have odds higher than their actual probability" to an extent that betting on them long term will lead to positive yield (ROI). In super simple terms, we have no opinion about if this bet will win or not, we just think that the price is wrong. The odds on this kind of match are usually too high, so we want to bet on this kind of match.

Consistently getting odds higher than their actual probability leads to profit. BUT we still need fate to give us the same win rates so we can see that yield repeated in our results.


If you can get your head around that and can commit to the system long term, then I think it is a good one to automate.


You don't have to follow the same strategies I do, but you can use them as a starting point for getting used to how Betaminic and big data betting works.


Once you get used to how the Betaminic database works, you can start to choose your own strategies to follow and even copy, edit, improve and create your own private strategies with the database. <http://www.betaminic.com/?ref=TomW>


## Discover with us the secrets of the best strategies for sports betting

On this website you will find all the information you are looking for about sports betting systems, tools and the best betting tips.

 **Know more about strategies**  
Click here and access everything you need to know about sports betting strategies to win.

 **Sports betting guides**  
Learn everything you need to know to become an expert in sports betting.

 **Research studies on bets**  
Here you can find the answer to many questions that you have ever been able to ask yourself and have not been able to find out.

 **Sports betting statistics**  
Discover our statistical analysis on different detailed aspects of leagues, teams, etc.

## Betamin Builder

The most powerful tool to win with sports betting strategies

- ✓ Build your strategies in minutes.
- ✓ Follow Public Strategies.
- ✓ Customized results of all your strategies picks.
- ✓ Access to over 100,000 games.
- ✓ More than one million data.
- ✓ 111 football leagues.
- ✓ Most common betting markets (1X2, OU 2.5 goals, Double Chance and DNB)

Sign up by [clicking here](#). IT'S FREE!!!



## 1.2 System 2: Tom's Betaminic Lay Strategies

| Group by: Lay01 Test Bots Strategy (P/L: £2,789.14) |                          |                          |  |                |         |        |
|---|--------------------------|--------------------------|--|----------------|---------|--------|
| <input type="checkbox"/>                            | <input type="checkbox"/> | <input type="checkbox"/> | 01 BSG16 LAY the draw W NLC £1k (10-22)    | £1,082.67      | 373/489 | 76.28% |
| <input type="checkbox"/>                            | <input type="checkbox"/> | <input type="checkbox"/> | 01 BSG16 LAY the draw W% £1k (10-22)       | £1,383.39      | 375/491 | 76.37% |
| <input type="checkbox"/>                            | <input type="checkbox"/> | <input type="checkbox"/> | 01 BSG17 LAY the home H2H AL W NLC £1k ... | £201.32        | 148/197 | 75.13% |
| <input type="checkbox"/>                            | <input type="checkbox"/> | <input type="checkbox"/> | 01 BSG17 LAY the home H2H AL W% £1k (1...  | £121.76        | 148/197 | 75.13% |
|   |                          |                          |  | P/L: £2,789.14 |         |        |

(BFBM screenshot date: 2024-12-24. Results are with Whitaker NLC staking from a £1000 starting bank since October 22nd 2024 for BSG16 and November 10<sup>th</sup> 2024 for BSG17 with Betfair closing odds and 2% commission rate.)

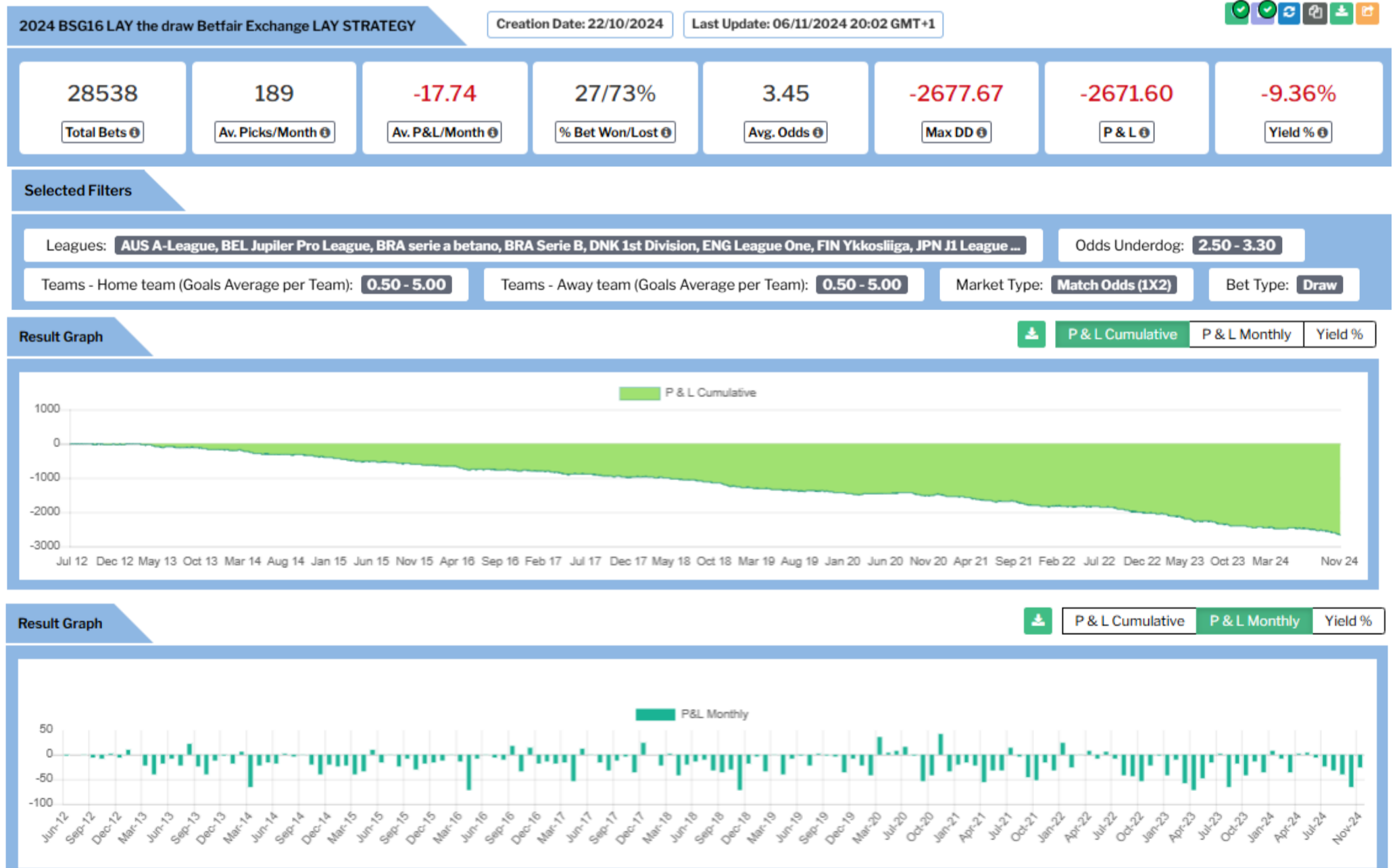
This system is based on laying picks from a loss-making trend researched on the Betaminic database with their Betamin Builder tool. The idea is not to beat the bookies, but to find a trend that is especially negative and to try and copy the bookmaker by laying those picks and piggybacking on the losing trend. In effect, we are trying to be the bookie.

Betaminic themselves do not really encourage the use of their site for lay strategies, but I think it is an area that is worth researching. I know other veteran Betaminic users are making profit with lay strategies, and my first efforts with lay strategies have been going well. I share my best strategy here.

This is a LAY strategy, so you will need to use a betting exchange to lay these picks, It still uses Whitaker staking, but for lay bets, the loss rate becomes the "win" rate for use that we use to calculate the liability we should risk on each bet. The excel file shows the lay liability amounts for manual bettors to use.

You can recreate the 2 lay strategies in your private strategies are by copying the filters below. (In principle, only back strategies can be shared on the public strategies page, so you need to make this one in your private strategies area.)

### 2024 BSG16 LAY the draw Betfair Exchange LAY STRATEGY



I included all leagues with losses of -5% yield or worse.

## BSG17 Lay home team H2H AL

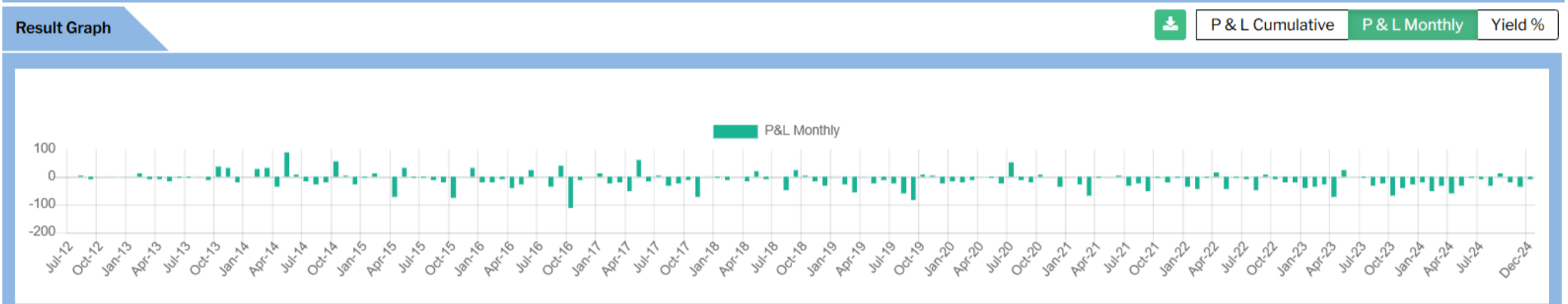
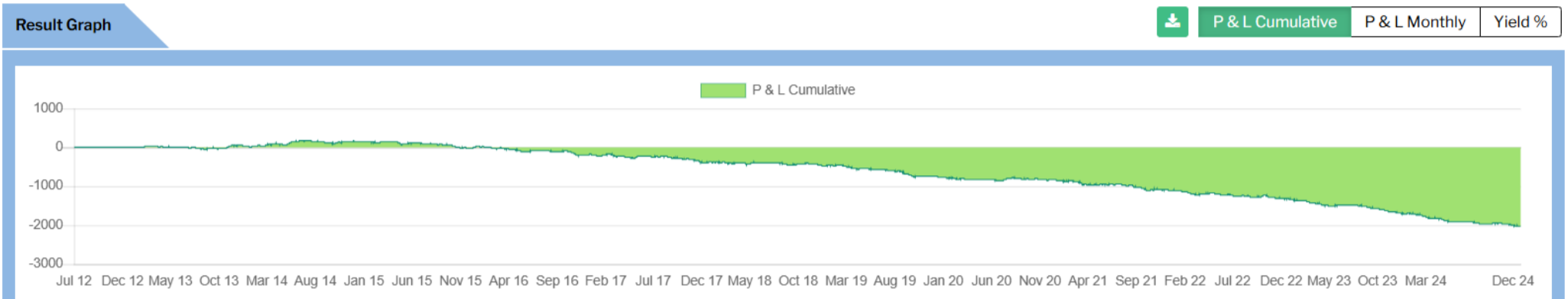
BSG17 Lay home team H2H AL Creation Date: 10/11/2024 Last Update: 27/12/2024 01:06 GMT+1

|                     |                        |                         |                          |                   |                    |                   |                   |
|---------------------|------------------------|-------------------------|--------------------------|-------------------|--------------------|-------------------|-------------------|
| 31998<br>Total Bets | 210<br>Av. Picks/Month | -13.25<br>Av. P&L/Month | 29/71%<br>% Bet Won/Lost | 4.14<br>Avg. Odds | -2200.50<br>Max DD | -2014.72<br>P & L | -6.30%<br>Yield % |
|---------------------|------------------------|-------------------------|--------------------------|-------------------|--------------------|-------------------|-------------------|

**Selected Filters**

Odds Home Win (1): **2.30 - 100.00** Teams - Home team (Goals Average per Team): **0.00 - 1.50** Head to head. % Wins. Home Team (at home): **0.00 - 0.00**

Market Type: **Match Odds (1X2)** Bet Type: **Home Win**



This strategy uses all 111 leagues, none are filtered out.

### Lay Betting with Betaminic Strategies

Note the difference between Pinnacle Back Odds and Betfair Lay Odds

1. Pinnacle closing odds are not the prices we lay at
2. We get Betfair closing lay odds minus commission
3. Early research suggests average 5% difference in prices.

My strategy has -9.25% ROI. Betfair lay odds are +5.27% higher than Pinnacle closing back odds average. So there is a 4% margin left. 2% of the profit will be taken by Betfair.

3.92% is the hypothetical lay ROI I am aiming for.

I choose leagues with -5% ROI or worse. And I look for strategies with: smooth downward trends and losses nearly every month

|   |  |   |  |
|---|--|---|--|
| 1 | <b>2024 BSG16 LAY the draw Betfair Exchange LAY STRATEGY</b> | Betaminic strategy page<br>My YouTube video demonstration | <a href="https://www.betaminic.com/system/strategy/details/1308246">https://www.betaminic.com/system/strategy/details/1308246</a><br><a href="https://youtu.be/jugPxYj0LTM?si=bOab4_kcAhshi28E">https://youtu.be/jugPxYj0LTM?si=bOab4_kcAhshi28E</a> |
| 2 | <b>BSG17 Lay home team H2H AL</b>                            | Betaminic strategy page                                   | No public page. You need to re-create the strategy in your Betamin Builder "My strategies" private area.   |

Example for level stakes

Bank: 100-unit bank

Bets: Lay the selection at current odds close to kick off.

Target Profit: New strategy and lay method, so the average profit is not known yet. First 2 months has been very strong with the bank doubling.

Drawdown: New strategy and lay method, so the drawdown is not known yet. Estimated Potential Maximum Drawdown of -30 according to ELSx4.

Exit point: When 100-unit bank is gone or when the 1,000-bet mark is reached.

Cost: €99.90 per 30-day subscription (£82) (The same subscription used for the back bet system.)

The Betamin Builder tool on Betaminic's site uses a 30-day subscription model.

Each subscription gives you 30-days of full access to their database and includes up to 1000 picks. My full recommended system uses 840 picks per month, so it can be run with no problems with their 30-day subscription. Any of the 1000 pick allowance not used up gets rolled over to the next subscription period as long as you renew before the current subscription expires.

<https://www.betaminic.com/betamin-builder/pricing/>

### 1.3 System 3: Tom's BSG Draw System

This betting system is based on trends researched and developed in the Bf Bot Manager automated betting software for Betfair Exchange.

**bsg2ZeroZero** <https://www.tippingsports.com/en/profile/9801> (Relatively new but doing very well.)

**bsgZeroZero** <https://www.tippingsports.com/en/profile/9402> (Trigger tips for 2 of the bots based on long term data since June 2023)

**bsg2ZeroZero** with Whitaker LC Staking

| Name                                  | P/L            | Wins/Total | Strike rate |
|---------------------------------------|----------------|------------|-------------|
| A1.14 bsg2ZeroZero PM 0-0CC W4% (T... | <b>£937.56</b> | 39/284     | 13.73%      |

(BFBM screenshot date: 2024-9-29. Results are with a shared 1k bank since Sep 20th, 2024)

**bsgZeroZero** with Whitaker LC Staking

| Name                                  | P/L            | Wins/Total | Strike rate |
|---------------------------------------|----------------|------------|-------------|
| A1.06 bsgZeroZero PM 0-0CC W4% (TW... | <b>£137.71</b> | 17/118     | 14.41%      |
| A1.07 bsgZeroZero PM U0.5HT W4% (T... | <b>£153.81</b> | 27/60      | 45.00%      |

(BFBM screenshot date: 2024-9-29. Results are with a shared 1k bank since Sep 20th, 2024)

**BSG Draw System** with Whitaker NLC Staking

+88% increase on the starting bank in 3 months.

| Group by: 0007 TW System Whitaker 4 Staknig ELSx4 % (Started 2024-10-1) 1,000 Bank NLC (P/L: £880.91) |                |            |             |
|---|----------------|------------|-------------|
| Name  | P/L            | Wins/Total | Strike rate |
| A1.06 bsgZeroZero PM 0-0CC W NLC (TW007)  | <b>£612.09</b> | 117/879    | 13.31%      |
| A1.07 bsgZeroZero PM U0.5HT W NLC (TW00...  | <b>£183.20</b> | 214/561    | 38.15%      |
| A1.14 bsg2ZeroZero PM 0-0CC W NLC (TW007)   | <b>£85.62</b>  | 110/1413   | 7.78%       |
| <b>P/L: £880.91</b>   |                |            |             |

(BFBM screenshot date: 2024-12-27. Results are since Oct 1st, 2024 with a 1k starting bank.)

**This BSG Draw System must be automated with a Betfair Exchange account.**

You can automate it in 2 ways.

|                                |  |
|--------------------------------|--|
| <a href="#">TippingSports</a>  | Simple online betting services that automates everything simply but only allows level stakes with a £25 max unit stake. Only allows betting on A1.06 and A1.14 0-0 FT bots.<br>£5 per month with a 12-month £60 subscription. (Free 7-day trial)   |
| <a href="#">Bf Bot Manager</a> | Downloadable advanced automation software that gives you full and complete control over almost any aspect of the betting bots. (Recommended if you want to get deeper into editing and creating your own automated bots.)<br>£10 per month with a 12-month £120 subscription. (Free 7-day trial) |

[TippingSports automated betting service](#) costs £5 per month with a 12-month £60 subscription. (Free 7-day trial)

[Bf Bot Manager automated betting software](#) costs £10 per month with a 12-month £120 subscription. (Free 7-day trial)

If you use Bf Bot Manager, then in the BFBM software you will need to have market autoloading for:

Football - CORRECT\_SCORE

Football - FIRST\_HALF\_GOALS\_05

The [BSG Draw System](#) costs £70 per month with a 12-month £840 subscription and that includes trigger tips from the 2 [bsgZeroZero](#) and [bsg2ZeroZero](#) accounts on TippingSports and my bot sets that go with them. (Free 1-month trial) It requires Whitaker Staking using the Bf Bot Manager automated betting software.

**BSG Draw System** subscription

[bsgZeroZero](#) + [bsg2ZeroZero](#) trigger tips for 3-bot set

**First month free, then:**

1 month subscription – £100

3 month subscription - £270 (10% discount: £90 per month)

6 month subscription - £480 (20% discount: £80 per month)

12 month subscription - £840 (30% discount: **£70 per month**)

**To follow, please see the related setup guide section later in this document.**

## 1.4 All 3 Systems together

By using multiple strategies together in one big system I hope to spread the risk of one or two of the systems having a bad month. Even with that, there are still losing months, but overall, it has made profit on level stakes and Whitaker Staking can improve on that.

Since September 2024 I have been changing my systems over from level stakes to Whitaker Staking. The below screenshot is from my 2024 set.

### 3 Systems with Whitaker LC Staking and a shared 2k bank

+168% on starting bank in 2 months.

| Group by: 005 TW System Whitaker 4 Staknig ELSx4 % (Started 2024-10-17) 2,000 Bank (P/L: £3,369.53) |  |  |   |                |                |
|---|--|--|---|----------------|----------------|
|   |  |  | A1.06 bsgZeroZero PM 0-0CC W4% (TW005)  | £1,402.74      | 104/761 13.67% |
|   |  |  | A1.07 bsgZeroZero PM U0.5HT W4% (TW005) | £685.91        | 195/499 39.08% |
|   |  |  | A1.14 bsg2ZeroZero PM 0-0CC W4% (TW005) | £494.77        | 92/1197 7.69%  |
|   |  |  | A3.01 BM LD W4% LowDrawdowns9 (TW005)   | -£935.62       | 72/136 52.94%  |
|   |  |  | A4.01 BM W4% Contend UD (TW005)         | £699.57        | 35/85 41.18%   |
|   |  |  | A6.01 BSG16 LAY the draw W% £1k (10-22) | £1,022.16      | 375/491 76.37% |
|   |  |  |   | P/L: £3,369.53 |                |

(BFBM screenshot date: 2024-12-24. Results are with a shared 2k bank since Oct 17th, 2024)

### 3 Systems with ELSx4 Level Staking / Whitaker NLC Staking based on a 2k bank

+187% on starting bank in 2 months

| Group by: 005 TW System Level Stakes (Started 2024-10-17) 2,000 Bank (P/L: £3,748.49) |  |  |  |                |                |
|---|--|--|--|----------------|----------------|
|   |  |  | A1.06 bsgZeroZero PM 0-0CC £10             | £1,291.16      | 104/761 13.67% |
|   |  |  | A1.07 bsgZeroZero PM U0.5HT £40            | £1,039.01      | 195/499 39.08% |
|   |  |  | A1.14 bsg2ZeroZero PM 0-0CC £10            | £358.88        | 92/1197 7.69%  |
|   |  |  | A3.01 BM LD £60 LowDrawdowns9              | -£857.84       | 72/136 52.94%  |
|   |  |  | A4.01 BM £30 Contend UD                    | £834.61        | 35/85 41.18%   |
|   |  |  | A6.01 BSG16 LAY the draw W NLC £1k (10-22) | £1,082.67      | 373/489 76.28% |
|   |  |  |  | P/L: £3,748.49 |                |

(BFBM screenshot date: 2024-12-24. Results are with a 2k bank since Oct 17th, 2024)

| Tom's Betaminic Back Strategies   | Tom's Betaminic Lay Strategies  | Tom's BSG Draw System  |
|---|---|--|
| Results with Whitaker NLC Staking since 2024-1-1 to 2024-12-24 suggests <b>+22% per month</b> | Results with Whitaker NLC Staking since 2024-10-22 suggests <b>+30% per month</b> | Results with Whitaker NLC Staking since 2024-10-1 suggests <b>+25% per month</b> |
| £82 per month   |   | <b>Free</b> for first month, then from £70 p/m.                                  |
| All 3 Systems together aim for <b>+70% per month</b>  |   |  |

## 1.5 Whitaker Staking and Bank Management

I really recommend Whitaker Staking since it balances the risk/reward ratio at every odds level. The staking plan is explained with full research data in [“The Staking Plans Book”](#).

### What is Whitaker Staking?

Whitaker Staking is a method where each bet is placed at a percentage of the bank that is relative to its odds implied expected drawdown as calculated by the number of Expected Losing Sequences (ELS) we want the bank to survive over a specific number of bets.

Whitaker staking adjusts stake size based on the odds levels of each individual bet. It bets more on lower odds and less on higher odds. Lower odds bets tend to have higher win rates, and thus shorter losing runs which leads to less volatility in the short run. Higher odds bets tend to have lower win rates, and thus longer losing runs, which leads to more volatility in the short run. It aims to be the most advanced staking plan ever made.

The stake percentage is calculated based on an Expected Losing Sequence (ELS) multiple and the number of bets to be considered.

The ELS tells us the statistically expected number of times a bet at specified odds is likely to lose in a continuous unbroken streak for a set number of tries based on its odds implied probability of occurring.

For example, a 50-50 coin toss with odds of 2.00 has an ELS of 1 for 2 tries, so it would be statistically normal (neither lucky nor unlucky) for 1 of the 2 coin tosses to be a loser, but not impossible for both to lose in a row. But a 50-50 coin toss with odds of 2.00 has an ELS of 10 after 1000 tries, it would be statistically normal (neither lucky nor unlucky) for 10 of the 1000 coin tosses to lose in a row. Any betting system based on such bets should plan that 10 losses in a row are expected to come, and the staking plan should be able to handle that. A 50-50 coin toss with odds of 2.00 has an ELS of 13 after 10000 tries. It is the law of numbers that the more we do something, the more chance of larger extremes occurring.

Most bettors are not concerned with the length of losing sequences, but the maximum drawdown a betting system might have from cumulative losing sequences. The staking plan should be able to help the bank survive those drawdowns without going bankrupt and still be able to move forward and make meaningful profit. We can estimate the drawdowns of a betting system as a multiple of its ELS. Drawdowns are basically the equivalent of several ELSs happening close to each other. We just need to decide how many ELSs we want the bank to be able to survive. Whitaker Staking's default settings are to survive four ELSs over a 1000 bet period, but we can adjust the settings to be more or less aggressive. A higher ELS calculated over a longer bet period will be more conservative, a lower ELS calculated over a shorter bet period will be more aggressive.

Its creator, Tom Whitaker, compared the ELSs and maximum historical drawdowns of 743 betting strategies, many of them with over 5,000 bets of data going back 12 years. The result was that 83% of those strategies had drawdowns that were their ELSs of less than 4. This is why he chose the ELSx4 as the default setting. If a higher ELS multiple is chosen, then it covers even more volatile strategies, but as the ELS multiplier increases, the stake size decreases and the betting bank may be getting used less efficiently just to protect against the absolute worst-case scenarios. It is a risk-reward balance.

| MDD/ELS Ratio      | Number of Strategies | % of Strategies | ELS Multiple for Whitaker Staking | % of Strategies Covered in Total |
|--------------------|----------------------|-----------------|-----------------------------------|----------------------------------|
| 0.00 – 1.00        | 72                   | 10%             | 1                                 | 10%                              |
| 1.01 – 2.00        | 217                  | 29%             | 2                                 | 39%                              |
| 2.01 – 3.00        | 217                  | 29%             | 3                                 | 68%                              |
| <b>3.01 – 4.00</b> | <b>114</b>           | <b>15%</b>      | <b>4</b>                          | <b>83%</b>                       |
| 4.01 – 5.00        | 59                   | 8%              | 5                                 | 91%                              |
| 5.01 – 6.00        | 32                   | 4%              | 6                                 | 95%                              |
| 6.01 – 7.00        | 11                   | 1%              | 7                                 | 96%                              |
| 7.01 – 8.00        | 6                    | <1%             | 8                                 | 97%                              |
| 8.01 – 9.00        | 7                    | <1%             | 9                                 | 98%                              |
| 9.01 – 10.00       | 3                    | <1%             | 10                                | 99%                              |
| 10.01+             | 5                    | <1%             | 11+                               | 100%                             |
|                    | 743                  |                 |                                   |                                  |

For example, if we wanted to bet on those 1000 coin tosses without going bankrupt, we might look at the ELS of 10 and decide we want to survive four ELSs. Four ELSs of 10 makes a maximum expected drawdown of -40 units. ( $4 \times 10 = 40$ ). If we have a 100-point bank, then we would divide that by 40 to get 2.5. So we can plan that by betting 2.5 points per coin-toss, we think our bank can survive the statistically expected drawdown that is perfectly likely to happen over the next 1000 bets. We think this should work for 83% of betting strategies. If we wanted to be more conservative, we could try to survive 6 ELSs which we think will work for 95% of betting strategies. An ELSx6 for odds of 2.00 over 1000 bets would be -60 units. Then we divided a 100 point bank by 60 to get 1.66. So we can plan that by betting 1.66 points on each coin toss, we think our bank is capable of avoiding bankruptcy in 95% of situations. But stake sizes are lower, so we might be being inefficient with our bank.



The stake size is calculated for each individual bet based on its odds.

For example, if we set an ELS multiple of 4 for a 1000 bet period, the stake levels will be as below:

| Odds  | Stake as % of bank | Profit Target as % of bank |
|-------|--------------------|----------------------------|
| 1.50  | 3.98%              | 1.99%                      |
| 2.00  | 2.51%              | 2.51%                      |
| 2.50  | 1.85%              | 2.77%                      |
| 3.00  | 1.47%              | 2.93%                      |
| 4.00  | 1.04%              | 3.12%                      |
| 8.00  | 0.48%              | 3.38%                      |
| 20.00 | 0.19%              | 3.53%                      |

These all seem like very sensible numbers.

You can read more detail about how this staking plan was researched and the logic behind it in the 333 page *The Staking Plans Book*.

### A Shared Bank for all with Percentage Staking

Due to statistical independence, our next stake should always be calculated at the right stake size for the bank at this moment. Each bet is unconnected, so it could come from the BSG Draw System, a Betaminic strategy bet, or any other bet with long term positive value. One bank does not need to be exclusively kept for one system.

This means that all bets, from all your betting strategies, can share the same bank if they are using Whitaker Staking. Since it is actually already giving each odds range its own ELSx4 unit bank to avoid going bankrupt. But you do have one big decision. Do you link your Whitaker 4 staking to your current your cumulative balance (LC) or to your starting bank (NLC).

NLC means "Not Linked to Cumulative" bank balance i.e. constant stakes based on a percentage of the starting bank.

LC means "Linked to Cumulative" bank balance i.e. stakes are based on a percentage of the current betting bank balance.

### LC or NLC? Link to Cumulative Bank (LC) or not (NLC)?

If we link the staking plan to the cumulative bank (LC), then it allows you to commit a fixed amount to the system and not have to refill. If you get winning runs, then your bank will increase very quickly and make more money than the NLC version, BUT once you have a high balance, you could still see that drop by 50% on a bad run, so you are **always** risking **all** of your bank. **More risk for more gain over the long term.**

If we don't link the staking plan to the cumulative bank (NLC), it is risky in the short term if you hit several losing runs and your bank gets reduced a lot. But it will rebound quicker from early losing runs since it does not reduce its stakes. AND, the longer you follow the system, the safer your bank will be as losing runs will probably only affect your profit after you hit the 1,000 bet mark. **Less risk for less gain over the long term.**

For me, I think LC is good for building a smaller bank, and then NLC is good for protecting a larger bank.

I am spreading my risk on this by running both versions with my bank split between NLC and LC.

### My automated bot set

I think Whitaker NLC and LC as mixed bots will be the long run winners.

At the moment I am thinking the best way will be to cut the bank in half, half for a NLC bot and half for a LC bot and then just let them run for 12 months.

My new bot set splits a £1,000 bank between a Whitaker NLC bot and a Whitaker LC% bot.

The Whitaker LC back and lay bots are linked so they share the same £500 starting bank.

| Group by: BM Group 003 System Main Betting Bots Whitaker NLC and LC staking £1k bank (P/L: £0.00) |  |  |                                     |                   |     |       |
|---|--|--|-------------------------------------|-------------------|-----|-------|
|   |  |  | 03.01 WNLC £500 All back bets mixed | <b>£0.00</b>      | 0/0 | 0.00% |
|   |  |  | 03.02 WLC% £500 All back bets mixed | <b>£0.00</b>      | 0/0 | 0.00% |
|   |  |  | 03.03 WNLC £500 All lay bets mixed  | <b>£0.00</b>      | 0/0 | 0.00% |
|   |  |  | 03.04 WLC% £500 All lay bets mixed  | <b>£0.00</b>      | 0/0 | 0.00% |
|   |  |  |                                     | <b>P/L: £0.00</b> |     |       |

### Why am I splitting between NLC and LC%?

IF it is a smooth ride up, then the LC will make lots of profit.

IF it is a volatile ride up with big losing and winning runs, then it is the luck of the wins and losses timing over if LC or NLC will win, but LC will probably come up on top BUT have massive -50%/+100% months that are not for the faint hearted.

IF it is a volatile ride up and down, ending up flat, with a bit of profit or loss at the end on level stakes, then NLC will make more profit than LC.

IF it is a smooth ride down, then LC will slowly head towards 0, but NLC will hit -100 points first, and then be stopped manually.

So, if we do this method, we spread our risk and get the best of both NLC and LC% staking methods. We don't know if we are going to hit a smooth upward trend or a volatile flat trend, so the two bank system splits bets on both.

I prefer this method to my previously suggested "changing mode between LC and NLC when above or below 100%" just because it is less fiddly, less chance of human error, and the LC bot gives us a change of a lucky lottery ticket ride that could x10 our banks on a good run of positive volatility.

**How does Whitaker Staking LC / NLC perform when applied to different data?**

The 3 months from April to July 2024 were not good, which makes it a great period to test my staking plan on.

Simple 1 unit level stakes NLC made a -234 units loss.

Simple 1 point level stakes LC made a -99% loss on the 100 point bank, basically bankruptcy.

But Whitaker Staking LC would have broken even with 0 points.

**And Whitaker Staking NLC would have made a profit of +24 points. (+24% on the bank).**

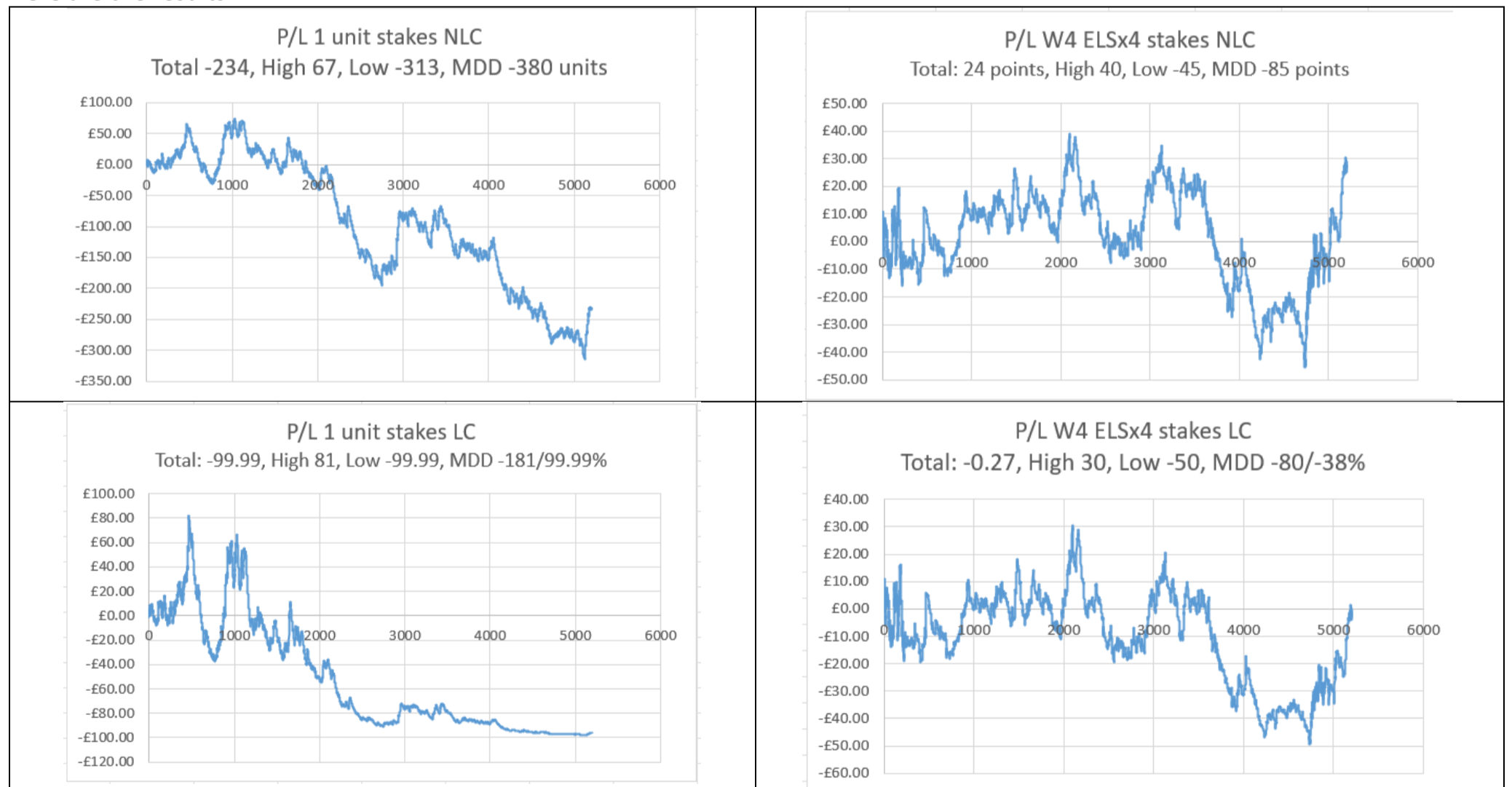
I applied Whitaker Staking (LC and NLC) to all my *available* data from April 1<sup>st</sup>.to July 6<sup>th</sup> 2024. This included Betaminic LowDrawdown9, Betaminic Contend UD, Betaminic TennisBets and the old version of the BSG Draw System Bots A1-A6, and the now discarded Betaminic Draws A2,. Unfortunately, I could not get all the reliable data for BetaminicDraws A1, A3, A4 & A5 bots. So we miss out on a lot of profit there in this data, but that is okay since I am trying to see what happens in a bad run. All strategies were mixed together in the same bank. At this time I was using separate level stakes banks for each system, but since July 2024 I switched to using one mixed bank with Whitaker Staking.

You can see the performance in the graphs below.

| Data Bots      |                      |
|----------------|----------------------|
| 1 - 5,202 bets | All 6 BSG Bots       |
| 1 - 5,202 bets | BM Draws A2 Bot only |
| 1 - 5,202 bets | BM Tennis            |
| 1 - 5,202 bets | BM LowDrawdowns      |
| 1 - 5,202 bets | BM Contend UD        |

| Data Dates     |            |            |
|----------------|------------|------------|
| Bet Number     | Start Date | End Date   |
| 1 - 5,202 bets | 01/04/2024 | 06/07/2024 |

Here are the results:



The fact that Whitaker Staking took what I thought was an awful -234 unit losing run and turned it into +24% profit on the bank gives me great belief that my new combination of Whitaker Staking with ELSx4 bank management has finally cracked the staking mystery and found the perfect staking plan.

This is why I highly recommend using Whitaker Staking with your betting system.

The staking % is calculated using the odds inferred win rate to calculate the ELSx4 (Expected Losing Sequence) for that odds level. Each odds level effectively gets its own ELSx4 calculated unit bank. The ELSx4 is my conservative bank calculation so that at each odds level the bank can survive 4 expected losing runs happening in quick succession. This is enough for most betting strategies.

You can see how much is staked for each odds level in this Excel file.

**Whitaker Staking Excel File** [Download Excel File version here](#)

## 2 Bf Bot Manager automation software vs TippingSports automation service



### Bf Bot Manager

**Bf Bot Manager** allows you to create and run a lot of very versatile bots on Betfair. I use this for creating and managing my bots. It allows me to control almost all aspects of betting in terms of time to bet, staking, overrounds, back/lay ratios, bet persistence, in-play bots, live data triggered betting, etc.

There is a one week free trial, but you need a subscription to use it long term. (10 GBP per month with a 1 year subscription) It also needs your PC to be online and running to bet. Some people eventually set up a VPS (Virtual Private Server) so that they don't need to use their home PC for it.

You can follow my [BSG Draws system](#) free for 1 month free on it and then 70 GBP per month after that.

I also research and create betting systems based on Pinnacle historical odds and football statistics going back 12 years using the [Betaminic database](#). Those strategy bet instructions can be sent to the Bf Bot Manager software and advanced staking rules can be applied to them.




**TippingSports** is an online service run by the same people who created Bf Bot Manager. The difference is that this is a super simple version that does not need any downloading of software. It allows you to connect your Betfair Exchange account to the TippingSports site and then you select the Tipsters that you want to follow (such as Betaminic or BSG draw systems) and it will bet on those tips automatically for you BUT only with level stakes. Then it will do everything for you and you can just monitor it when you want to.

There is a one week free trial, but you need a subscription to use it long term. (5 GBP per month with a 1 year subscription) It does not need your PC to be online and running to bet. So this service is good for people who just want something super simple with level stakes.

### 3 Automated Betting Support for my referrals


I use a variety of websites, software and tools for my betting. If you use my referral links when you sign up for these services, then I will do my best to give you technical support when using them. If you are an existing customer of that service, there may be a way to switch you over to being my referral, so please email me at [bettingsystemsguide@gmail.com](mailto:bettingsystemsguide@gmail.com) about that.



#### Bf Bot Manager

**If you want to use Bf Bot Manager**, let me know, and I will send you my current bot set.

Be sure to use my referral link if you want to get BFBM support from me: <https://www.bfbotmanager.com/affiliate/364>



**If you want to use Betaminic** (a statistics and historical odds database) as trigger picks for bots, let me know your most recent order number and I will send you my 3 betting books as PDFs.

Be sure to use my referral link if you want to get Betaminic support from me: <http://www.betaminic.com/?ref=TomW>



**If you want to use the InPlayTrading** (IPT) livescore data feed for BFBM, let me know, and I will send you my bot sets that tried to automate their recommended strategies.

Be sure to use my referral link if you want to get InPlayTrading support from me: <http://www.inplaytrading.com/?a=32176>



#### The Staking Machine

**If you want to use The Staking Machine** (TSM) software for staking analysis, be sure to use my referral link if you want to get TSM support from me: <https://www.thestakingmachine.com/affiliates/whitaker>

## 4 Bf Bot Manager Setup Guide

### 4.1 Video for first time Bf Bot Manager users

If this is your first time using Bf Bot Manager. I have an introduction video aimed at first time users.

<https://youtu.be/xTGph4fdCac>

### 4.2 Get My Current Bot Set

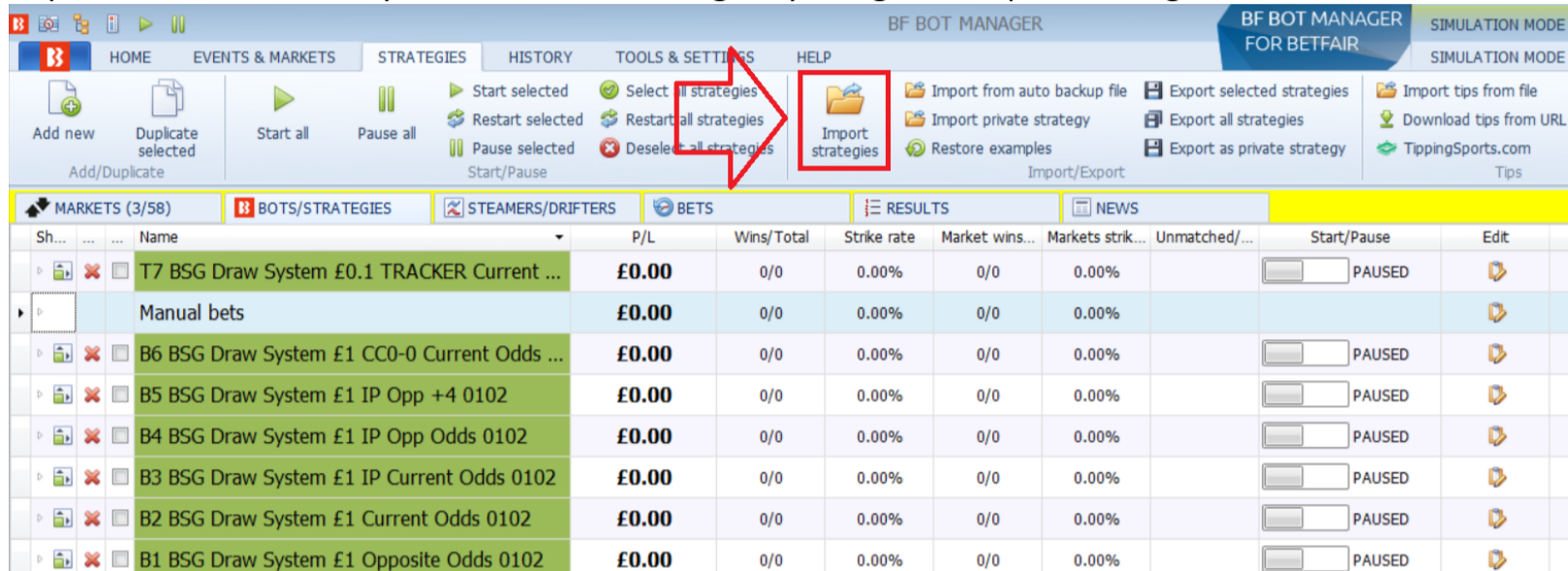
Please email me to make sure you get the most up to date bot set.

[BettingsystemsGuide@gmail.com](mailto:BettingsystemsGuide@gmail.com)

Or get it here <https://bettingsystemsguide.com/start-now/>

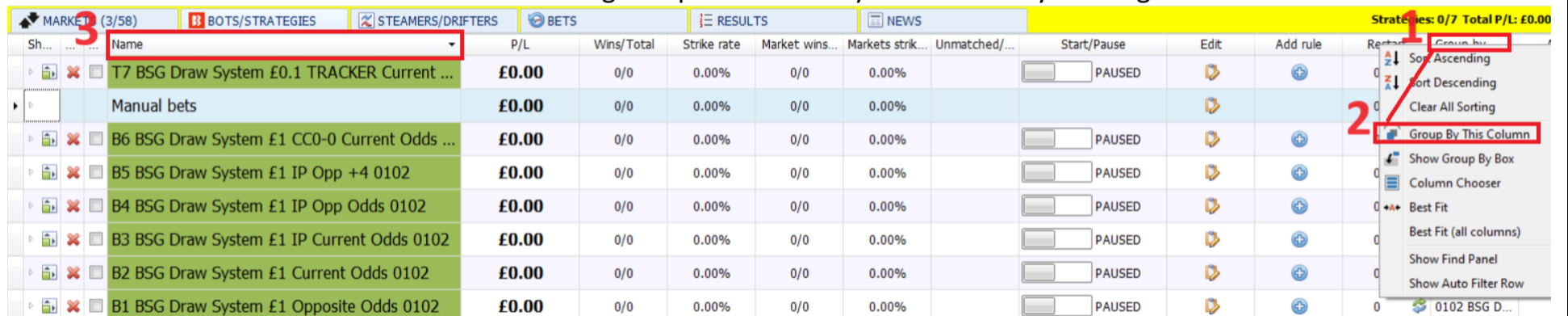
### 4.3 How to import the BFBM bot set

#### 5.3.1 Import the bot set directly into the Bf Bot Manager by using the "Import strategies" button.



The screenshot shows the Bf Bot Manager interface. The 'TOOLS & SETTINGS' tab is active, and the 'Import strategies' button is highlighted with a red box. The interface includes a navigation menu at the top with options like HOME, EVENTS & MARKETS, STRATEGIES, HISTORY, TOOLS & SETTINGS, and HELP. Below the menu, there are various action buttons such as 'Add new', 'Duplicate selected', 'Start all', 'Pause all', 'Start selected', 'Restart selected', 'Pause selected', 'Start/Pause', 'Select all strategies', 'Restart all strategies', 'Deselect all strategies', 'Import strategies', 'Import from auto backup file', 'Export selected strategies', 'Import tips from file', 'Download tips from URL', 'TippingSports.com', 'Import private strategy', 'Export all strategies', 'Export as private strategy', 'Restore examples', and 'Import/Export'. The main area displays a table of strategies with columns for Name, P/L, Wins/Total, Strike rate, Market wins..., Markets strik..., Unmatched/..., Start/Pause, and Edit.

#### 5.3.2 Right-click the "Group by" column header and left-select "Group by this column" to make the bot into a easy to view group set that automatically shows you the group P/L total. Left-click the "Name" column to order the strategies alphanumerically A1-T7 for easy viewing.



The screenshot shows the Bf Bot Manager interface with a context menu open over the 'Group by' column header. The 'Group by this column' option is selected, highlighted with a red box. The 'Name' column header is also highlighted with a red box. The interface includes a navigation menu at the top with options like MARKETS (3/58), BOTS/STRATEGIES, STEAMERS/DRIFTERS, BETS, RESULTS, and NEWS. The main area displays a table of strategies with columns for Name, P/L, Wins/Total, Strike rate, Market wins..., Markets strik..., Unmatched/..., Start/Pause, Edit, Add rule, and Results. The 'Results' column shows '0' for each strategy. The total P/L is shown as £0.00.

## 4.4 Overview of bot set

This is my betting portfolio. It is a combination of 3 separate systems. You can choose which bots to use, and then just leave the others switched off. try to spread risk by following multiple strategies based on different trends.

The bot set is split into 4 groups

### Group 1: Tip receiving Bots (Mandatory)

### Group 2: Individual Strategy Tracker Bots (Optional)

### Group 3: The Main Bank Bots (Mandatory)

### Group 4: Staking Plan Tracker Set (Optional)

| Group 1: Tip Receiving Bots                                       |       |     |       |
|---|-------|-----|-------|
| Group by: BH Group 001 Tip Receiving Bots (P/L: £0.00)            |       |     |       |
| 01.01 £0.10 2023 Colossus 01 Home Dog V2 ...                      | £0.00 | 0/0 | 0.00% |
| 01.02 £0.10 2024 bsg16 lay the draw betfair ...                   | £0.00 | 0/0 | 0.00% |
| 01.03 £0.10 A 8   | £0.00 | 0/0 | 0.00% |
| 01.04 £0.10 A 9   | £0.00 | 0/0 | 0.00% |
| 01.05 £0.10 AH +0 Away  | £0.00 | 0/0 | 0.00% |
| 01.06 £0.10 BANKER??  | £0.00 | 0/0 | 0.00% |
| 01.07 £0.10 Big vs Good - Top Leagues                             | £0.00 | 0/0 | 0.00% |
| 01.08 £0.10 BSG17 Lay home team H2H AL                            | £0.00 | 0/0 | 0.00% |
| 01.09 £0.10 championnat nul d6                                    | £0.00 | 0/0 | 0.00% |
| 01.10 £0.10 Colossus 01 Home Dog                                  | £0.00 | 0/0 | 0.00% |
| 01.11 £0.10 Contend UD  | £0.00 | 0/0 | 0.00% |
| 01.12 £0.10 e2  | £0.00 | 0/0 | 0.00% |
| 01.13 £0.10 Empate Equipos igualados                              | £0.00 | 0/0 | 0.00% |
| 01.14 £0.10 Golden6.6 - Draws are in late 2.0                     | £0.00 | 0/0 | 0.00% |
| 01.15 £0.10 Losers Find Win                                       | £0.00 | 0/0 | 0.00% |
| 01.16 £0.10 M2 B +  | £0.00 | 0/0 | 0.00% |
| 01.17 £0.10 Missing Draws - Top Leagues                           | £0.00 | 0/0 | 0.00% |
| 01.18 £0.10 No Draws Medium Streak                                | £0.00 | 0/0 | 0.00% |
| 01.19 £0.10 No Draws Medium Streak - Both ...                     | £0.00 | 0/0 | 0.00% |
| 01.20 £0.10 nul x a   | £0.00 | 0/0 | 0.00% |
| 01.21 £0.10 OVER 2.   | £0.00 | 0/0 | 0.00% |
| 01.22 £0.10 Sayar's Under 2.5 (A1)                                | £0.00 | 0/0 | 0.00% |
| 01.23 £0.10 Tipstar 203 Away Wins                                 | £0.00 | 0/0 | 0.00% |
| 01.24 £0.10 UNDER MIN 2 YENI STRATEJ                              | £0.00 | 0/0 | 0.00% |
| 01.25 £0.10 ZA101   | £0.00 | 0/0 | 0.00% |
| P/L: £0.00  |       |     |       |
| Group by: BH Group 001 Tip Receiving Bots 2 BSG Bots (P/L: £0.00) |       |     |       |
| A1.06 £0.10 bsgZeroZero PM 0-0CC                                  | £0.00 | 0/0 | 0.00% |
| A1.07 £0.10 bsgZeroZero PM U0.5HT                                 | £0.00 | 0/0 | 0.00% |
| A1.14 £0.10 bsg2ZeroZero PM 0-0CC                                 | £0.00 | 0/0 | 0.00% |
| P/L: £0.00  |       |     |       |



| Group 2: Individual Strategy Tracker Bots with Whitaker NLC 100 GBP Banks                                  |       |     |       |
|--|-------|-----|-------|
| Group by: BH Group 002 Individual Strategy Tracker Bots Whitaker NLC 100 GBP banks (P/L: £0.00)            |       |     |       |
| 02.01 WNLC £100 2023 Colossus 01 Home D...   | £0.00 | 0/0 | 0.00% |
| 02.02 WNLC £100 2024 bsg16 lay the draw b...   | £0.00 | 0/0 | 0.00% |
| 02.03 WNLC £100 A 8  | £0.00 | 0/0 | 0.00% |
| 02.04 WNLC £100 A 9  | £0.00 | 0/0 | 0.00% |
| 02.05 WNLC £100 AH +0 Away   | £0.00 | 0/0 | 0.00% |
| 02.06 WNLC £100 BANKER??   | £0.00 | 0/0 | 0.00% |
| 02.07 WNLC £100 Big vs Good - Top Leagues  | £0.00 | 0/0 | 0.00% |
| 02.08 WNLC £100 BSG17 Lay home team H2...  | £0.00 | 0/0 | 0.00% |
| 02.09 WNLC £100 championnat nul d6   | £0.00 | 0/0 | 0.00% |
| 02.10 WNLC £100 Colossus 01 Home Dog   | £0.00 | 0/0 | 0.00% |
| 02.11 WNLC £100 Contend UD   | £0.00 | 0/0 | 0.00% |
| 02.12 WNLC £100 e2   | £0.00 | 0/0 | 0.00% |
| 02.13 WNLC £100 Empate Equipos Igualados   | £0.00 | 0/0 | 0.00% |
| 02.14 WNLC £100 Golden6.6 - Draws are in I...  | £0.00 | 0/0 | 0.00% |
| 02.15 WNLC £100 Losers Find Win  | £0.00 | 0/0 | 0.00% |
| 02.16 WNLC £100 M2 B +   | £0.00 | 0/0 | 0.00% |
| 02.17 WNLC £100 Missing Draws - Top Leagues  | £0.00 | 0/0 | 0.00% |
| 02.18 WNLC £100 No Draws Medium Streak   | £0.00 | 0/0 | 0.00% |
| 02.19 WNLC £100 No Draws Medium Streak -...  | £0.00 | 0/0 | 0.00% |
| 02.20 WNLC £100 nul x a  | £0.00 | 0/0 | 0.00% |
| 02.21 WNLC £100 OVER 2.  | £0.00 | 0/0 | 0.00% |
| 02.22 WNLC £100 Sayar's Under 2.5 (A1)   | £0.00 | 0/0 | 0.00% |
| 02.23 WNLC £100 Tipstar 203 Away Wins  | £0.00 | 0/0 | 0.00% |
| 02.24 WNLC £100 UNDER MIN 2 YENI STRA...   | £0.00 | 0/0 | 0.00% |
| 02.25 WNLC £100 ZA101  | £0.00 | 0/0 | 0.00% |
| P/L: £0.00   |       |     |       |
| Group by: BH Group 002 Individual Strategy Tracker Bots Whitaker NLC 100 GBP banks 2 BSG Bots (P/L: £0.00) |       |     |       |
| A1.06 bsgZeroZero PM 0-0CC WNLC £100   | £0.00 | 0/0 | 0.00% |
| A1.07 bsgZeroZero PM U0.5HT WNLC £100  | £0.00 | 0/0 | 0.00% |
| A1.14 bsg2ZeroZero PM 0-0CC W% WNLC £1...  | £0.00 | 0/0 | 0.00% |
| P/L: £0.00   |       |     |       |

| ***Group 3: The MAIN BANK bots***   |       |     |       |
|---|-------|-----|-------|
| Group by: BH Group 003 System Main Betting Bots Whitaker NLC and LC staking £1k bank (P/L: £0.00) |       |     |       |
| 03.01 WNLC £500 All back bets mixed   | £0.00 | 0/0 | 0.00% |
| 03.02 WLC% £500 All back bets mixed   | £0.00 | 0/0 | 0.00% |
| 03.03 WNLC £500 All lay bets mixed  | £0.00 | 0/0 | 0.00% |
| 03.04 WLC% £500 All lay bets mixed  | £0.00 | 0/0 | 0.00% |
| P/L: £0.00  |       |     |       |
| Group 4: Staking Plans Tracker Set  |       |     |       |
| Group by: BH Group 004 System Staking Plan Trackers (P/L: £0.00)                                  |       |     |       |
| 04.01 £1 Level Stakes All back bets mixed   | £0.00 | 0/0 | 0.00% |
| 04.02 £1 Target Profit All back bets mixed  | £0.00 | 0/0 | 0.00% |
| 04.03 1% Percentage Staking £100 bank All b...  | £0.00 | 0/0 | 0.00% |
| 04.04 WNLC £100 bank All back bets mixed  | £0.00 | 0/0 | 0.00% |
| 04.05 WLC% £100 bank All back bets mixed  | £0.00 | 0/0 | 0.00% |
| 04.06 £1 Level Stakes All lay bets mixed  | £0.00 | 0/0 | 0.00% |
| 04.07 £1 Level Liability Stakes All lay bets mix...   | £0.00 | 0/0 | 0.00% |
| 04.08 1% Percentage Liability Staking £100 b...   | £0.00 | 0/0 | 0.00% |
| 04.09 WNLC £100 All lay bets mixed  | £0.00 | 0/0 | 0.00% |
| 04.10 WLC% £100 All lay bets mixed  | £0.00 | 0/0 | 0.00% |
| P/L: £0.00  |       |     |       |

### Group 1: Tip receiving Bots

These bots place 0.10 GBP level stakes bets on imported tips from each strategy. Switch on the bots for all the strategies that you are following. These bots MUST be running for the other bots to place bets. These bots allow you to know how many tips have been received for each strategy. It is also an easy way to see level stakes profit and loss, too.

### Group 2: Individual Strategy Tracker Bots

These are triggered by the Group 1 bots. They place bets using Whitaker NLC staking with a 100 GBP bank. This is a way to easily track which strategies are performing the best or worst with Whitaker Staking. You can also compare easily to Group 1 level stakes to see the effects of the staking plan. This bot set is optional if you want to switch it on or not.

### Group 3: The Main Bank Bots

These are triggered by the Group 1 bots. This example set is for a 1k bank. It is split 500/500 between a Whitaker NLC and Whitaker LC% bot. If you want to change your betting bank size, you just need to edit the banks in these 4 bots.

The blue bots are for the back bets and the pink bots for the lay bets. The Whitaker LC% back and lay bots are linked so they are a shared bank. Sending all bets to these main bots prevents duplicate bets on the same selection, but it does not prevent multiple bets on different selections in the same market. If one strategy backs the home team and another strategy backs the draw, then two bets could be placed on the same market.

### Group 4: Staking Plan Tracker Set

These are triggered by the Group 1 bots. This bot set is optional if you want to switch it on or not. It is a simple way to track how different staking plans would have worked on these bets. I am confident that Whitaker Staking is the most efficient, but it is interesting to follow the progress of other staking plans such as level stakes, target profit staking, 1% percentage staking, WNLC and WLC%.

| ***Group 3: The MAIN BANK bots***   |       |     |       |
|---|-------|-----|-------|
| Group by: BH Group 003 System Main Betting Bots Whitaker NLC and LC staking £1k bank (P/L: £0.00) |       |     |       |
| 03.01 WNLC £500 All back bets mixed   | £0.00 | 0/0 | 0.00% |
| 03.02 WLC% £500 All back bets mixed   | £0.00 | 0/0 | 0.00% |
| 03.03 WNLC £500 All lay bets mixed  | £0.00 | 0/0 | 0.00% |
| 03.04 WLC% £500 All lay bets mixed  | £0.00 | 0/0 | 0.00% |
| P/L: £0.00  |       |     |       |

## Tom's 2025 Betaminic Strategies

The **01.01 to 01.25** bots are triggered by imported picks from the [Betamin Builder](#).  
Click on the link for each strategy and click on the green tick follow icon for each one.

The screenshot shows the Betaminic interface. At the top, there's a navigation bar with 'My Strategies', 'Aggregator', 'My Picks', 'Settings', 'Support', 'Public Strategies', 'BF Bot Manager', and 'Buy Picks'. Below this, there's a 'Filters' sidebar on the left. The main content area displays a strategy card for 'Big vs Good - Top Leagues'. The card includes a 'Description' section with the text 'Spin-off from the Golden6.1 - Big vs Good High Liquidity Football Leagues'. A red arrow points to a green checkmark icon with the text 'CLICK HERE TO FOLLOW A STRATEGY'. The strategy card also shows various performance metrics: Total Bets (1576), Av. Picks/Month (10), Av. P&L/Month (+1.72), % Bet Won/Lost (33/67%), Avg. Odds (3.59), Max DD (-30.10), P & L (+266.92), and Yield % (+16.94%).

## Back Bet Strategies

|    |  |
|----|--|
| 1  | <a href="#">OVER 2.</a>                                  |
| 2  | <a href="#">AH +0 Away</a>                               |
| 3  | <a href="#">Losers Find Win</a>                          |
| 4  | <a href="#">championnat nul d6</a>                       |
| 5  | <a href="#">M2 B +</a>                                   |
| 6  | <a href="#">No Draws Medium Streak</a>                   |
| 7  | <a href="#">Tipstar 203 Away Wins</a>                    |
| 8  | <a href="#">Contend UD</a>                               |
| 9  | <a href="#">A 8</a>                                      |
| 10 | <a href="#">A 9</a>                                      |
| 11 | <a href="#">nul x a</a>                                  |
| 12 | <a href="#">Missing Draws - Top Leagues</a>              |
| 13 | <a href="#">ZA101</a>                                    |
| 14 | <a href="#">Golden6.6 – Draws are in late 2.0</a>        |
| 15 | <a href="#">Empate Equipos igualados</a>                 |
| 16 | <a href="#">No Draws Medium Streak - Both Teams</a>      |
| 17 | <a href="#">BANKER??</a>                                 |
| 18 | <a href="#">Colossus 01 Home Dog</a>                     |
| 19 | <a href="#">2023 Colossus 01 Home Dog V2 All Leagues</a> |
| 20 | <a href="#">e2</a>                                       |
| 21 | <a href="#">Sayar's Under 2.5 (A1)</a>                   |
| 22 | <a href="#">UNDER MIN 2 YENİ STRATEJİ</a>                |
| 23 | <a href="#">Big vs Good - Top Leagues</a>                |

## Lay Bet Strategies

You can recreate the 2 lay strategies in your private strategies area by copying the filters below.  
(In principle, only back strategies can be shared on the public strategies page, so you need to make this one in your private strategies area.)

## 2024 BSG16 LAY the draw Betfair Exchange LAY STRATEGY

The screenshot shows a strategy card for '2024 BSG16 LAY the draw Betfair Exchange LAY STRATEGY'. The card includes a 'Description' section with the text 'Spin-off from the Golden6.1 - Big vs Good High Liquidity Football Leagues'. The strategy card also shows various performance metrics: Total Bets (28538), Av. Picks/Month (189), Av. P&L/Month (-17.74), % Bet Won/Lost (27/73%), Avg. Odds (3.45), Max DD (-2677.67), P & L (-2671.60), and Yield % (-9.36%). Below the metrics, there's a 'Selected Filters' section with the following filters: Leagues: AUS A-League, BEL Jupiler Pro League, BRA serie a betano, BRA Serie B, DNK 1st Division, ENG League One, FIN Ykkosliiga, JPN J1 League ...; Odds Underdog: 2.50 - 3.30; Teams - Home team (Goals Average per Team): 0.50 - 5.00; Teams - Away team (Goals Average per Team): 0.50 - 5.00; Market Type: Match Odds (1X2); Bet Type: Draw.

Include all leagues with losses of -5% yield or worse.

## BSG17 Lay home team H2H AL

The screenshot shows a strategy card for 'BSG17 Lay home team H2H AL'. The card includes a 'Description' section with the text 'Spin-off from the Golden6.1 - Big vs Good High Liquidity Football Leagues'. The strategy card also shows various performance metrics: Total Bets (31998), Av. Picks/Month (210), Av. P&L/Month (-13.25), % Bet Won/Lost (29/71%), Avg. Odds (4.14), Max DD (-2200.50), P & L (-2014.72), and Yield % (-6.30%). Below the metrics, there's a 'Selected Filters' section with the following filters: Odds Home Win (1): 2.30 - 100.00; Teams - Home team (Goals Average per Team): 0.00 - 1.50; Head to head. % Wins. Home Team (at home): 0.00 - 0.00; Market Type: Match Odds (1X2); Bet Type: Home Win.

This strategy uses all 111 leagues, none are filtered out.

## Tom's BSG Draw System

**A1.06 & A1.07 bots** are triggered by the [bsgZeroZero](#) tipster tips.

**A1.14 bot** is triggered by the [bsg2ZeroZero](#) tipster tips.

Free for the first month.

Click to follow it on TippingSports and then email me with your TippingSports username [bettingsystemsguide@gmail.com](mailto:bettingsystemsguide@gmail.com).

Note for BFBM users: Setup autoloading of Football - CORRECT\_SCORE and Football - FIRST\_HALF\_GOALS\_05 markets.

### 4.5 Edit the bot settings (bank size and bots to use)

The bot set is set up for a 1,000 GBP bank with Whitaker Staking. You can edit this to the bank size you want.

Edit the Group 3 03.01-03.04 bots.

#### \*\*\*Group 3: The MAIN BANK bots\*\*\*

| Group by: BM Group 003 System Main Betting Bots Whitaker NLC and LC staking £1k bank (P/L: £0.00) |                          |                                     |            |           |
|---|--------------------------|-------------------------------------|------------|-----------|
| <input type="checkbox"/>  | <input type="checkbox"/> | 03.01 WNLC £500 All back bets mixed | £0.00      | 0/0 0.00% |
| <input type="checkbox"/>  | <input type="checkbox"/> | 03.02 WLC% £500 All back bets mixed | £0.00      | 0/0 0.00% |
| <input type="checkbox"/>  | <input type="checkbox"/> | 03.03 WNLC £500 All lay bets mixed  | £0.00      | 0/0 0.00% |
| <input type="checkbox"/>  | <input type="checkbox"/> | 03.04 WLC% £500 All lay bets mixed  | £0.00      | 0/0 0.00% |
|   |                          |                                     | P/L: £0.00 |           |

### 4.6 How to connect your Betaminic account to your Bf Bot Manager software

**Important:** Please note that Betaminic is only responsible for generating picks in your Betamin Builder account. They are not responsible for making the Bf Bot Manager software or my bots work, so make sure that your BFBM bots are setup **before** your click to follow the Betaminic strategies since they will not refund picks generated in your Betaminic account but not bet on in the Bf Bot Manager since that is not part of their service.

See detailed instructions below:

1. First, login to your Betaminic Builder on the Betaminic website. Go to the "Bf Bot Manager" tab in the Betamin Builder.

2. Copy the first URL on that page by left-clicking on the green "copy" button. This is the "Recommended URL to Export Pending Picks for the next 6 hours".

(If your Bf Bot Manager URL is not there, email [support@betaminic.com](mailto:support@betaminic.com) to ask them to "enable the BFBM link" on your account.)

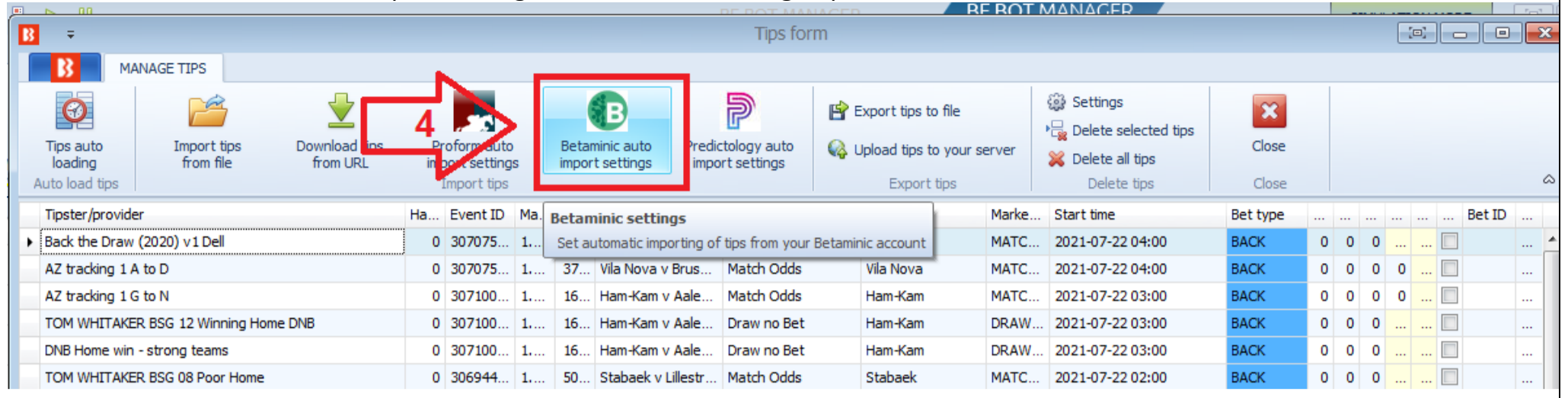
The screenshot shows the Betaminic website interface. The top navigation bar is green and contains several tabs: My Strategies, Aggregator, My Picks, Settings, Support, Public Strategies, **BF Bot Manager** (highlighted with a red arrow labeled '1'), Buy Picks, English, and Español. Below the navigation bar, the 'BF Bot Manager' page is displayed. It contains a message: "You can now automate the picks of Betaminic strategies with BF Bot Manager. More info here." Underneath, there's a section titled "BF Bot Manager Integration" with the text "Here you can find the URLs you need to use automated betting in BF Bot Manager:". A sub-section "Recommended URL to Export Pending Picks for the next 6 hours:" provides a long URL. A green "Copy" button is next to the URL, highlighted with a red arrow labeled '2'. Below this, there's an "Alternative URL to Export All Available Pending Picks:" with another URL and a "Copy" button. At the bottom, there's a "Technical note" and a disclaimer.

3. In the Bf Bot Manager software, click on the "Manage Tips" button.

The screenshot shows the Bf Bot Manager software interface. The top toolbar contains various icons for managing strategies and tips. The "Manage tips" button, which is a clipboard icon with a checkmark, is highlighted with a red arrow labeled '3'. Below the toolbar, there's a main window with several tabs: MARKETS (15/247), BOTS/STRATEGIES, STEAMERS/DRIFTERS, BETS, RESULTS, and NEWS. The "Manage tips" button is also highlighted in the main window's toolbar. The main window displays a list of groups and strategies, including "Group by: (P/L: £0.00)", "Group by: BSG Level (P/L: £0.00)", "Group by: BSG Percentage (P/L: £0.00)", and "Group by: BSG Secure (P/L: £0.00)".



4. Click on the "Betaminic auto import settings" button in the Manage tips form.



5. Tick the checkbox to enable "Automatically import tips from your Betaminic account"

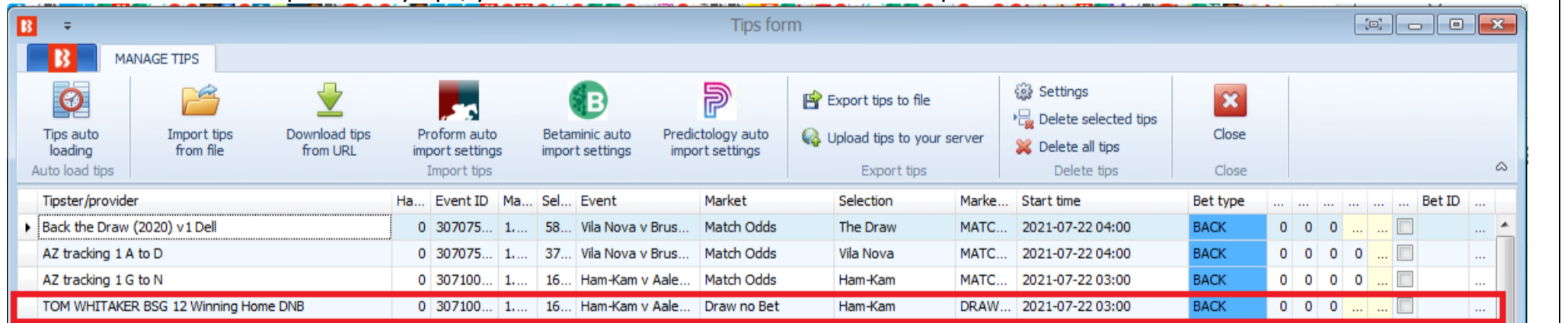
6. Right click and paste your Betaminic URL into this field.

7. Click "Save" to keep these settings and exit this form. Your Betaminic account and Bf Bot Manager should now be linked.

8. To test, exit the BFBM software and restart it. If any Betaminic picks are available for matches kicking off in the next 6 hours, they should display here. Note that it will only download tips if there are picks for matches that will kick off within the next 6 hours, but picks appear in the Betamin Builder up to 48 hours before kick-off.



9. If the software has imported any tips, you should be able to see them in this Tips form.



### Troubleshooting

- A) If no picks appear in your "Manage Tips" form, check your Betaminic Pending Picks page to see if you have any picks for games due to kick-off in the next 6 hours. Only those tips will be imported. (This is for technical reasons connected to how Betfair manages its markets.)
- B) If you want to force a test, you can copy the second "Alternative URL to Export All Available Pending Picks" URL from your Betaminic "Bf Bot Manager" page and enter that in the "Download tips from URL" form in the Bf Bot Manager "Tips form".

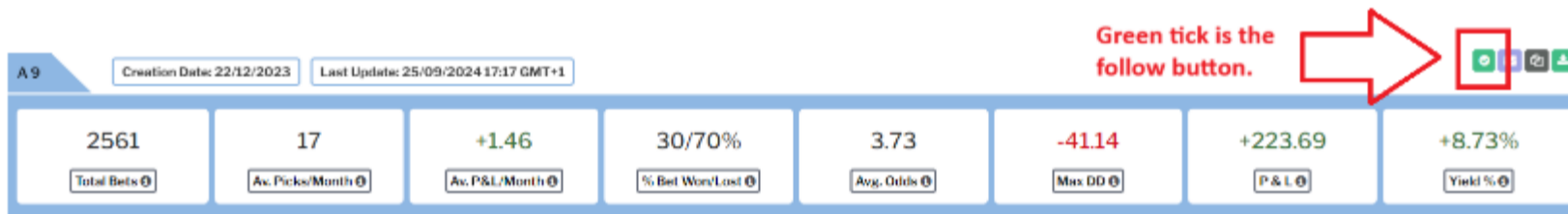
## 4.7 How to find and follow the Betaminic strategies

If you are logged into the Betamin Builder, then you can click on the links here, or in my emails & PDF guides to go to the strategies.

### Back Bet Strategies

|    |  |
|----|--|
| 1  | <a href="#">OVER 2.</a>                                  |
| 2  | <a href="#">AH +0 Away</a>                               |
| 3  | <a href="#">Losers Find Win</a>                          |
| 4  | <a href="#">championnat nul d6</a>                       |
| 5  | <a href="#">M2 B +</a>                                   |
| 6  | <a href="#">No Draws Medium Streak</a>                   |
| 7  | <a href="#">Tipstar 203 Away Wins</a>                    |
| 8  | <a href="#">Contend UD</a>                               |
| 9  | <a href="#">A 8</a>                                      |
| 10 | <a href="#">A 9</a>                                      |
| 11 | <a href="#">nul x a</a>                                  |
| 12 | <a href="#">Missing Draws - Top Leagues</a>              |
| 13 | <a href="#">ZA101</a>                                    |
| 14 | <a href="#">Golden6.6 – Draws are in late 2.0</a>        |
| 15 | <a href="#">Empate Equipos igualados</a>                 |
| 16 | <a href="#">No Draws Medium Streak - Both Teams</a>      |
| 17 | <a href="#">BANKER??</a>                                 |
| 18 | <a href="#">Colossus 01 Home Dog</a>                     |
| 19 | <a href="#">2023 Colossus 01 Home Dog V2 All Leagues</a> |
| 20 | <a href="#">e2</a>                                       |
| 21 | <a href="#">Sayar's Under 2.5 (A1)</a>                   |
| 22 | <a href="#">UNDER MIN 2 YENİ STRATEJİ</a>                |
| 23 | <a href="#">Big vs Good - Top Leagues</a>                |

On the Betaminic strategy screen, click the green tick icon to follow:

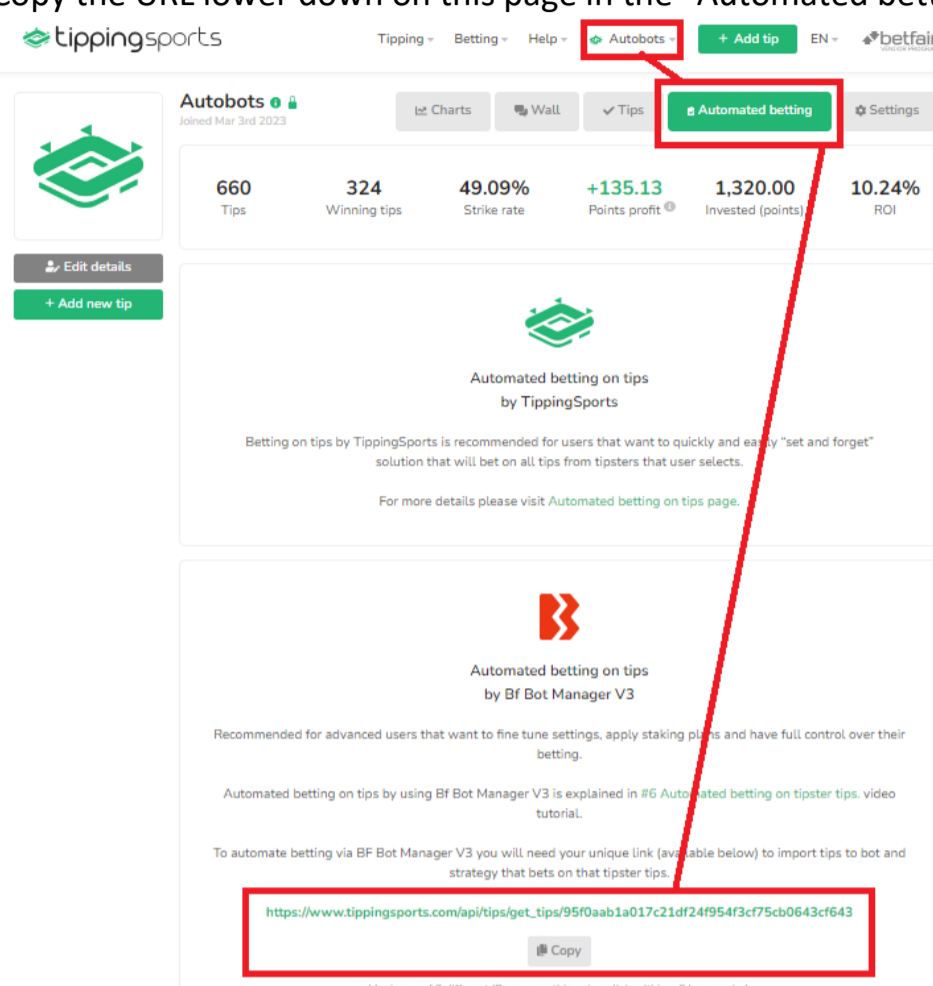


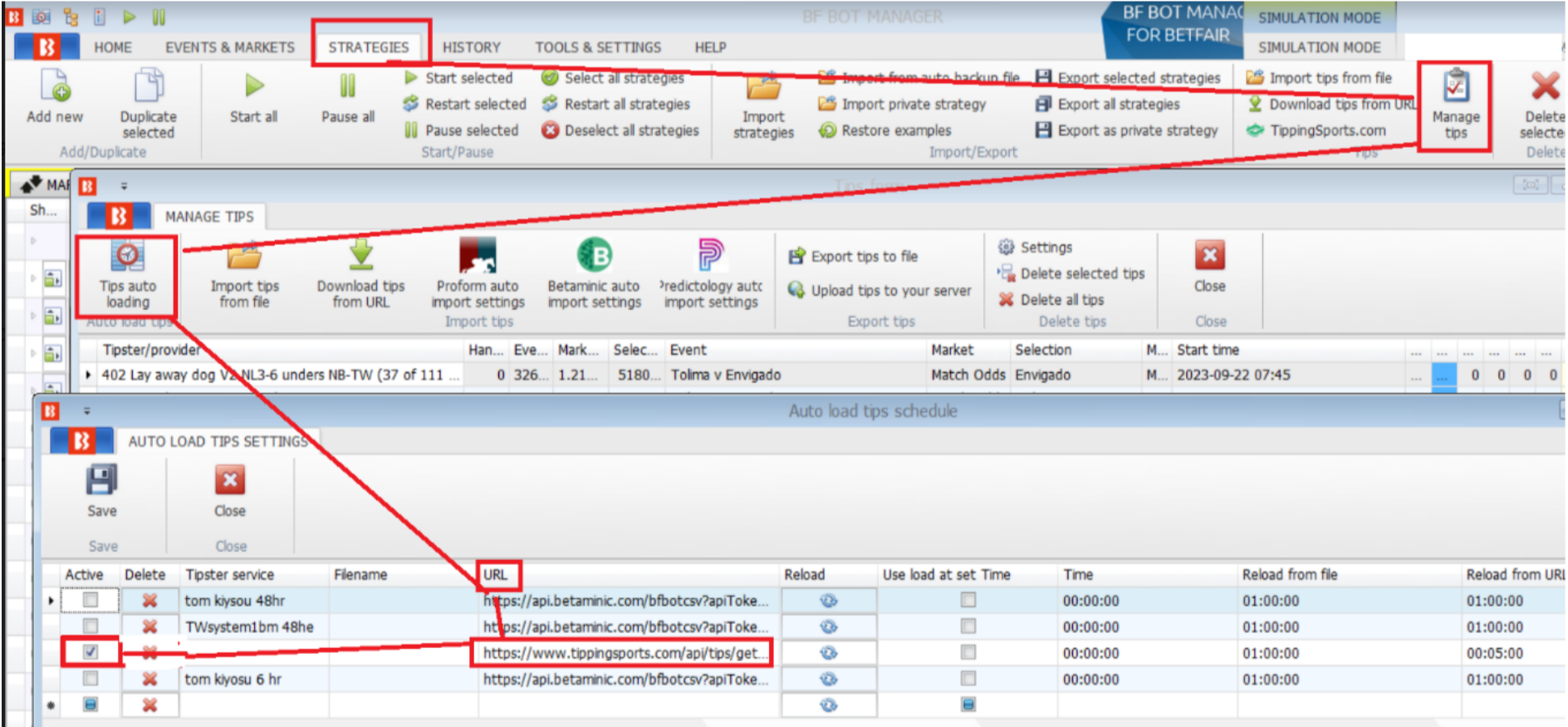
You can also search for strategies by name.

1. To find and follow them: you can “search by name” on the Betamin Builder “Public strategies” page, and follow them there by clicking on the green “Follow” button.

2. If you want to check what strategies you are following, tick the “Strategies I follow” checkbox and you will see only the strategies you are following. They will also have a green tick on their “Follow” buttons.

## 4.8 Connecting BFBM to TippingSports (For BSG Draw System)

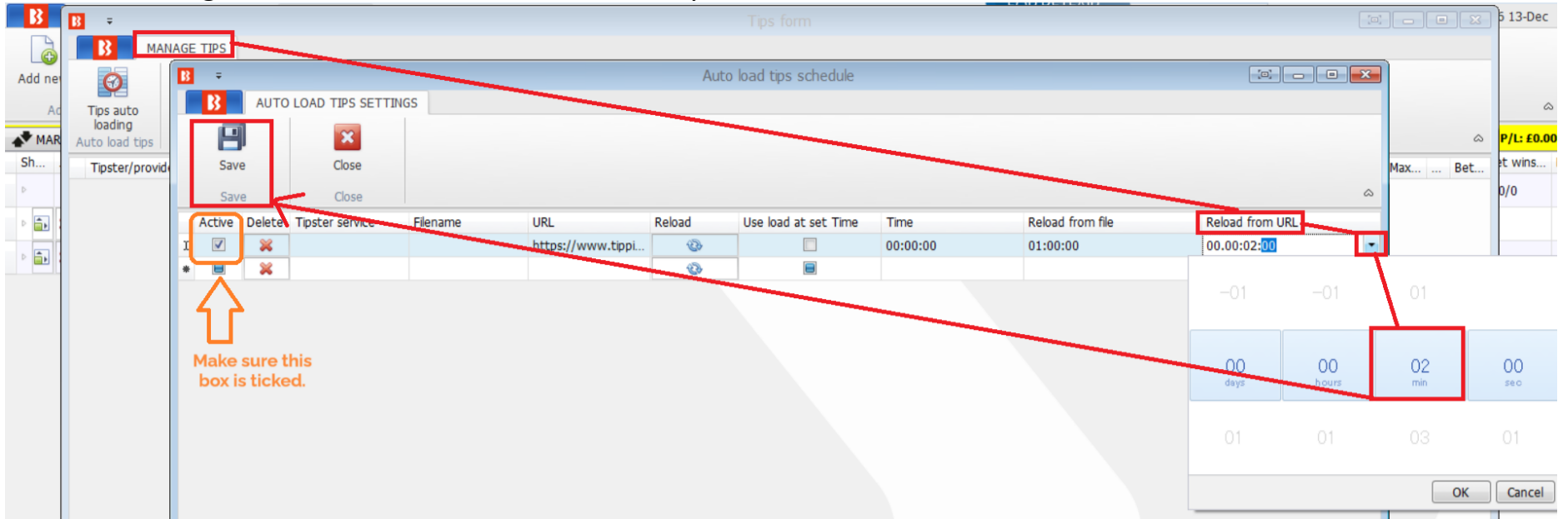
- 1 Sign up for TippingSports. (Free, you do not need to pay them anything, ever.)
- 2 Go to your account page.  
Click on the “Automated betting” tab.  
Copy the URL lower down on this page in the “Automated betting on tips by Bf Bot Manager V3” section.
 

The screenshot shows the TippingSports website interface. At the top, there are navigation tabs: Tipping, Betting, Help, Autobots, and + Add tip. The 'Autobots' tab is selected, and the 'Automated betting' sub-tab is highlighted with a red box. Below the navigation, there is a summary of the user's performance: 660 Tips, 324 Winning tips, 49.09% Strike rate, +135.13 Points profit, 1,320.00 Invested (points), and 10.24% ROI. The main content area is divided into two sections. The first section is titled 'Automated betting on tips by TippingSports' and describes a 'set and forget' solution. The second section is titled 'Automated betting on tips by Bf Bot Manager V3' and is recommended for advanced users. At the bottom of this section, a unique URL is displayed in a red box: [https://www.tippingsports.com/api/tips/get\\_tips/95f0aab1a017c21df24f954f3cf75cb0643cf643](https://www.tippingsports.com/api/tips/get_tips/95f0aab1a017c21df24f954f3cf75cb0643cf643). A 'Copy' button is located below the URL.
- 3 Paste this URL into your Bf Bot Manager “Manage tips” form area.  
Strategies > Manage tips > Tips auto loading  
Make sure you tick the “Active” checkbox on the left of the URL row to activate receiving tips from that URL.
 

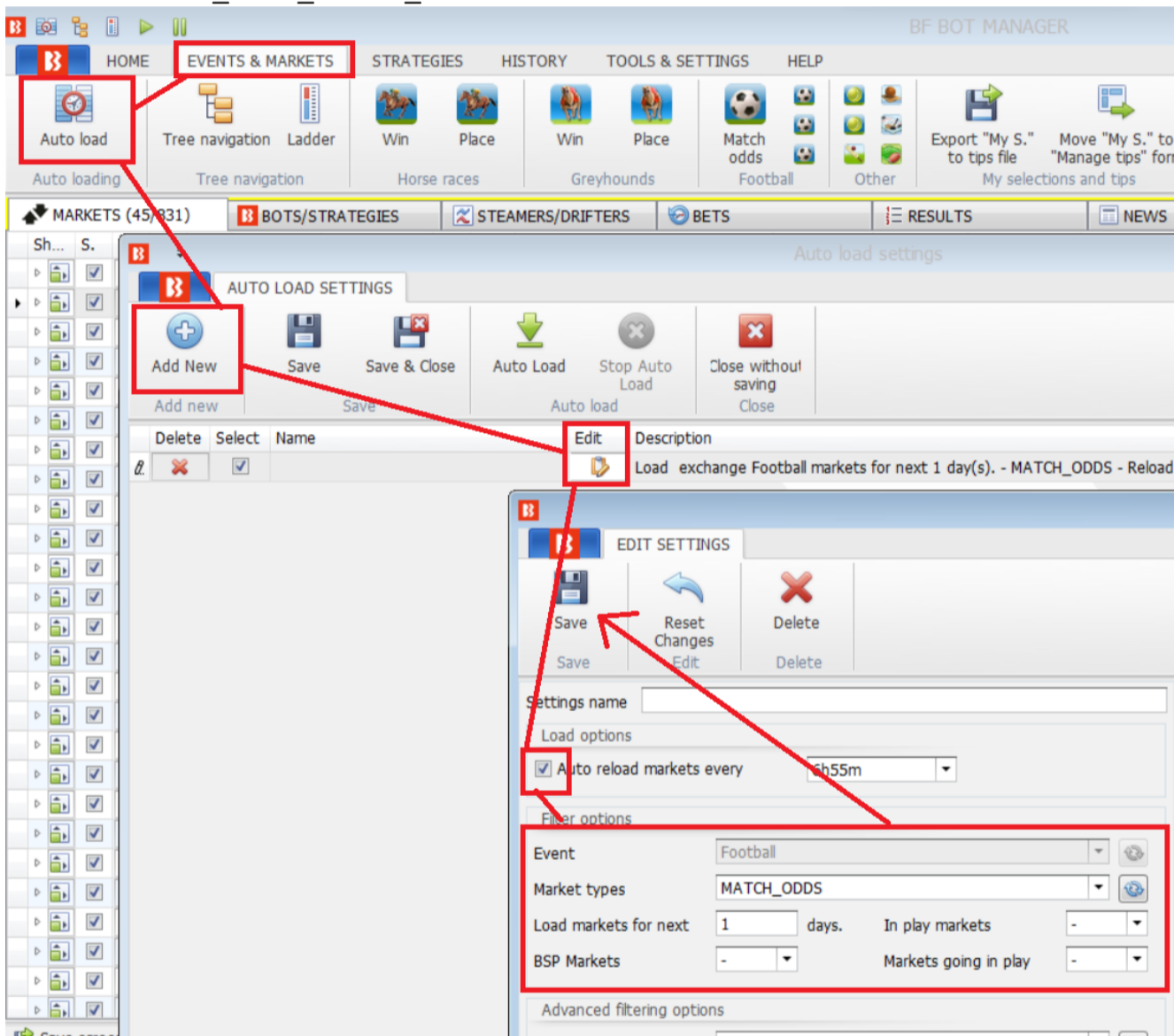
The screenshot shows the Bf Bot Manager software interface. The 'STRATEGIES' tab is selected, and the 'Manage tips' button is highlighted with a red box. Below this, the 'MANAGE TIPS' section is visible, showing a table of tips. The 'Tips auto loading' button is also highlighted with a red box. At the bottom, the 'AUTO LOAD TIPS SETTINGS' dialog is open, showing a table of settings. The 'Active' checkbox for the URL [https://www.tippingsports.com/api/tips/get\\_tips/95f0aab1a017c21df24f954f3cf75cb0643cf643](https://www.tippingsports.com/api/tips/get_tips/95f0aab1a017c21df24f954f3cf75cb0643cf643) is checked, and the 'URL' column header is highlighted with a red box.

| Active                              | Delete                   | Tipster service  | Filename | URL   | Reload                   | Use load at set Time     | Time     | Reload from file | Reload from URL |
|-------------------------------------|--------------------------|------------------|----------|---|--------------------------|--------------------------|----------|------------------|-----------------|
| <input type="checkbox"/>            | <input type="checkbox"/> | tom kiyosu 48hr  |          | https://api.betaminic.com/bfbotcsv?apiToke... | <input type="checkbox"/> | <input type="checkbox"/> | 00:00:00 | 01:00:00         | 01:00:00        |
| <input type="checkbox"/>            | <input type="checkbox"/> | TWsystem1bm 48he |          | https://api.betaminic.com/bfbotcsv?apiToke... | <input type="checkbox"/> | <input type="checkbox"/> | 00:00:00 | 01:00:00         | 01:00:00        |
| <input checked="" type="checkbox"/> | <input type="checkbox"/> |                  |          | https://www.tippingsports.com/api/tips/get... | <input type="checkbox"/> | <input type="checkbox"/> | 00:00:00 | 01:00:00         | 00:05:00        |
| <input type="checkbox"/>            | <input type="checkbox"/> | tom kiyosu 6 hr  |          | https://api.betaminic.com/bfbotcsv?apiToke... | <input type="checkbox"/> | <input type="checkbox"/> | 00:00:00 | 01:00:00         | 01:00:00        |

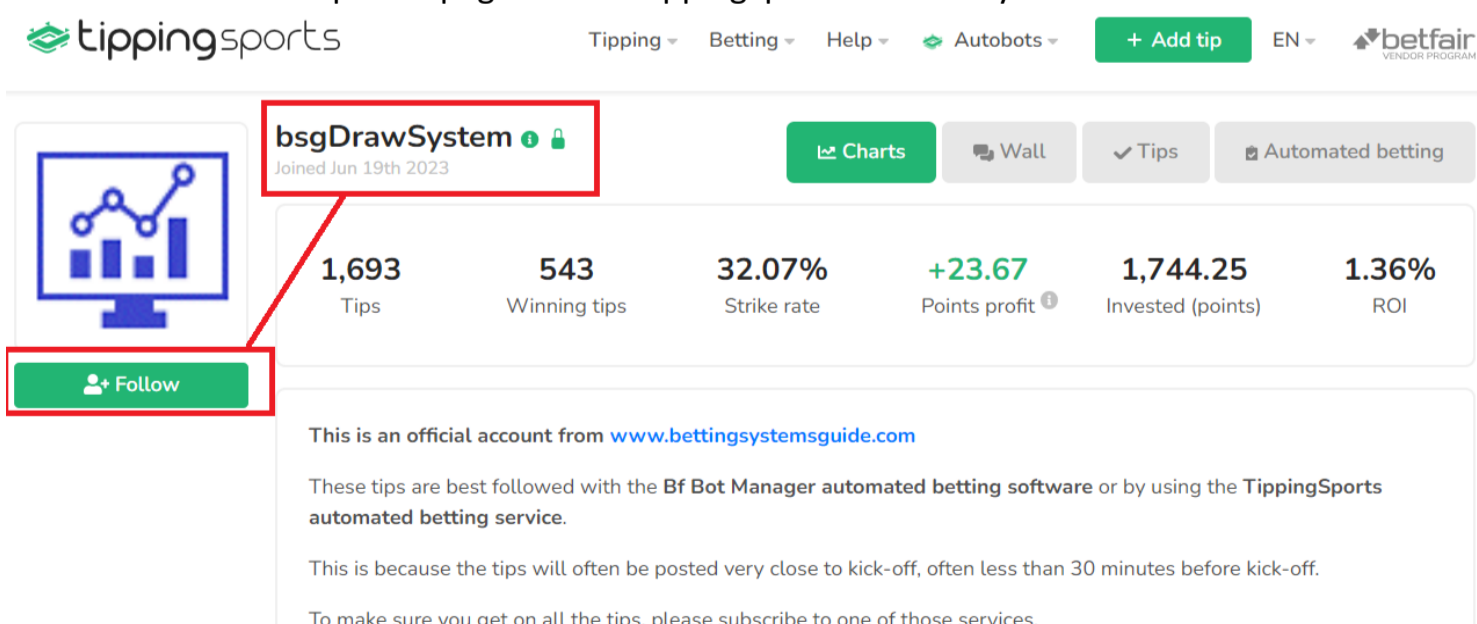
4 Be sure to change the "Reload from URL" time to every 2 minutes.



5 Also make sure in the BFBM software you will need to have market autoloading for the systems you follow:  
 Football - CORRECT\_SCORE  
 Football - FIRST\_HALF\_GOALS\_05

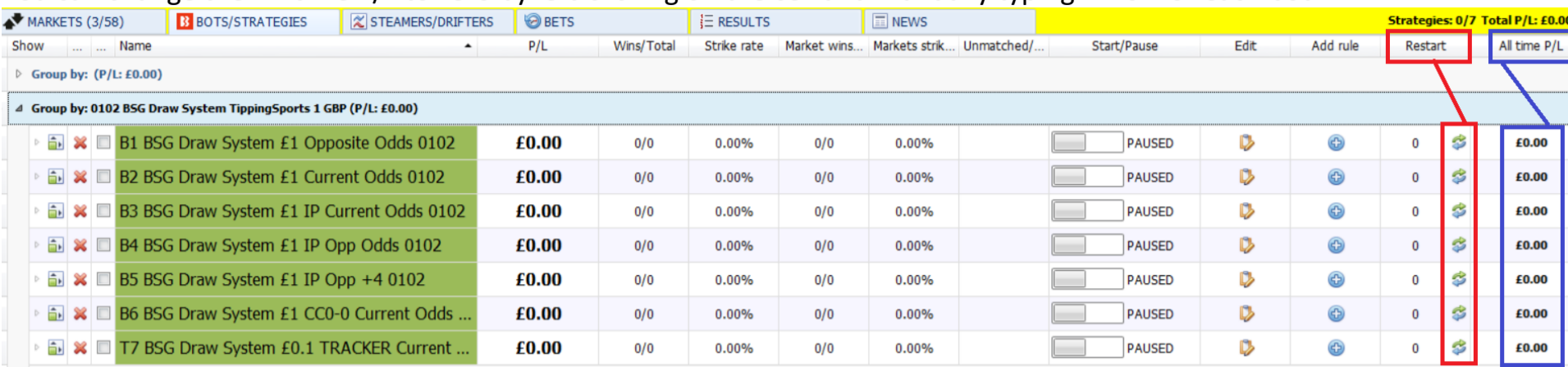


6 Click "Follow" on the profile pages of the TippingSports accounts you want to follow.



7 Email me to tell me your TippingSports username so that I can approve your account to receive the tips.

8 Start the bots.  
 It is recommended to run them in simulation mode for 1 day so that you see how the bots work and that your stake settings are working as expected.  
 When you are ready to bet in real mode, you can reset the bots P/L and bet data by left-clicking the “restart” icon for each bot  
 You can change the All-time P/L to zero by left-clicking on the cell and manually typing in “0” for each bot.



| Name  | P/L   | Wins/Total | Strike rate | Market wins... | Markets strik... | Unmatched/... | Start/Pause | Edit | Add rule | Restart | All time P/L |
|---|-------|------------|-------------|----------------|------------------|---------------|-------------|------|----------|---------|--------------|
| Group by: (P/L: £0.00)  |       |            |             |                |                  |               |             |      |          |         |              |
| Group by: 0102 BSG Draw System TippingSports 1 GBP (P/L: £0.00) |       |            |             |                |                  |               |             |      |          |         |              |
| B1 BSG Draw System £1 Opposite Odds 0102                        | £0.00 | 0/0        | 0.00%       | 0/0            | 0.00%            |               | PAUSED      |      |          |         | £0.00        |
| B2 BSG Draw System £1 Current Odds 0102                         | £0.00 | 0/0        | 0.00%       | 0/0            | 0.00%            |               | PAUSED      |      |          |         | £0.00        |
| B3 BSG Draw System £1 IP Current Odds 0102                      | £0.00 | 0/0        | 0.00%       | 0/0            | 0.00%            |               | PAUSED      |      |          |         | £0.00        |
| B4 BSG Draw System £1 IP Opp Odds 0102                          | £0.00 | 0/0        | 0.00%       | 0/0            | 0.00%            |               | PAUSED      |      |          |         | £0.00        |
| B5 BSG Draw System £1 IP Opp +4 0102                            | £0.00 | 0/0        | 0.00%       | 0/0            | 0.00%            |               | PAUSED      |      |          |         | £0.00        |
| B6 BSG Draw System £1 CC0-0 Current Odds ...                    | £0.00 | 0/0        | 0.00%       | 0/0            | 0.00%            |               | PAUSED      |      |          |         | £0.00        |
| T7 BSG Draw System £0.1 TRACKER Current ...                     | £0.00 | 0/0        | 0.00%       | 0/0            | 0.00%            |               | PAUSED      |      |          |         | £0.00        |

Note Remember, the BF Bot Manager software needs to be switched on and connected to the internet to be able to place bets and get results data. This means your PC will need to be on 24 hours, 7 days a week. If you do not want that, then some people setup a VPS so that they do not need to worry about internet connectivity and their home PC.

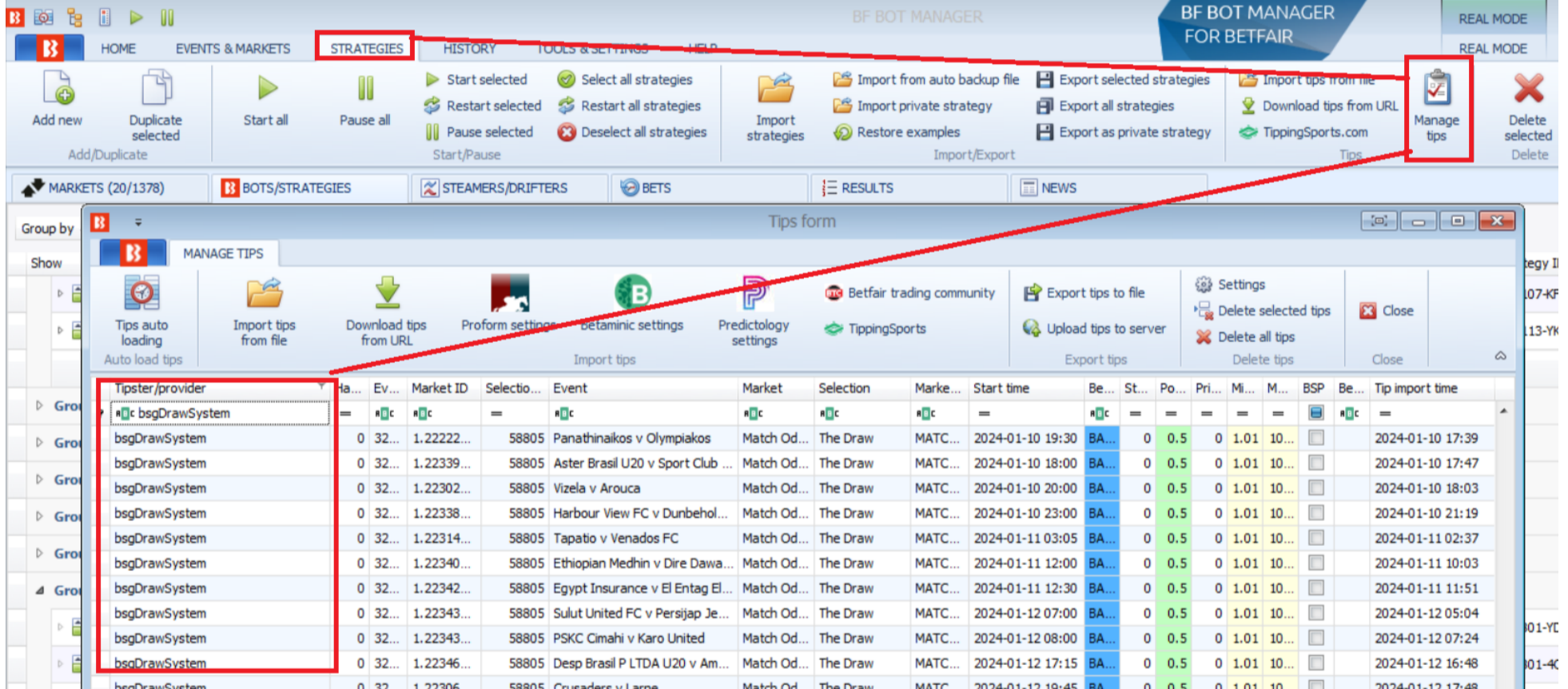
### 4.9 Bot troubleshooting

If the bot is not placing bets:

1. Check if tips are being received in your Manage Tips form.

If there are tips, then the problem is with the BFBM setup. Check your bots, check you market autoloading, check your tip import settings.

If there are no tips, then the problem is that your TippingSports account is not properly connected to the BFBM software.



The screenshot shows the BF Bot Manager interface with the 'Manage Tips' form open. The 'Manage tips' button in the top right corner is highlighted with a red box. Below it, the 'Manage Tips' form is visible, showing a table of tips. The 'Tipster/provider' column in the table is highlighted with a red box, and the dropdown menu is open, showing 'bsgDrawSystem' as the selected provider.

| Tipster/provider | Ha... | Ev... | Market ID  | Selectio... | Event                             | Market      | Selection | Marke... | Start time       | Be... | St... | Po... | Pri... | Mi... | M...  | BSP | Be... | Tip import time  |
|------------------|-------|-------|------------|-------------|-----------------------------------|-------------|-----------|----------|------------------|-------|-------|-------|--------|-------|-------|-----|-------|------------------|
| bsgDrawSystem    | 0     | 32... | 1.22222... | 58805       | Panathinaikos v Olympiakos        | Match Od... | The Draw  | MATC...  | 2024-01-10 19:30 | BA... | 0     | 0.5   | 0      | 1.01  | 10... |     |       | 2024-01-10 17:39 |
| bsgDrawSystem    | 0     | 32... | 1.22339... | 58805       | Aster Brasil U20 v Sport Club ... | Match Od... | The Draw  | MATC...  | 2024-01-10 18:00 | BA... | 0     | 0.5   | 0      | 1.01  | 10... |     |       | 2024-01-10 17:47 |
| bsgDrawSystem    | 0     | 32... | 1.22302... | 58805       | Vizela v Arouca                   | Match Od... | The Draw  | MATC...  | 2024-01-10 20:00 | BA... | 0     | 0.5   | 0      | 1.01  | 10... |     |       | 2024-01-10 18:03 |
| bsgDrawSystem    | 0     | 32... | 1.22338... | 58805       | Harbour View FC v Dunbehol...     | Match Od... | The Draw  | MATC...  | 2024-01-10 23:00 | BA... | 0     | 0.5   | 0      | 1.01  | 10... |     |       | 2024-01-10 21:19 |
| bsgDrawSystem    | 0     | 32... | 1.22314... | 58805       | Tapato v Venados FC               | Match Od... | The Draw  | MATC...  | 2024-01-11 03:05 | BA... | 0     | 0.5   | 0      | 1.01  | 10... |     |       | 2024-01-11 02:37 |
| bsgDrawSystem    | 0     | 32... | 1.22340... | 58805       | Ethiopian Medhin v Dire Dawa...   | Match Od... | The Draw  | MATC...  | 2024-01-11 12:00 | BA... | 0     | 0.5   | 0      | 1.01  | 10... |     |       | 2024-01-11 10:03 |
| bsgDrawSystem    | 0     | 32... | 1.22342... | 58805       | Egypt Insurance v El Entag El...  | Match Od... | The Draw  | MATC...  | 2024-01-11 12:30 | BA... | 0     | 0.5   | 0      | 1.01  | 10... |     |       | 2024-01-11 11:51 |
| bsgDrawSystem    | 0     | 32... | 1.22343... | 58805       | Sulut United FC v Persija Je...   | Match Od... | The Draw  | MATC...  | 2024-01-12 07:00 | BA... | 0     | 0.5   | 0      | 1.01  | 10... |     |       | 2024-01-12 05:04 |
| bsgDrawSystem    | 0     | 32... | 1.22343... | 58805       | PSKC Cimahi v Karo United         | Match Od... | The Draw  | MATC...  | 2024-01-12 08:00 | BA... | 0     | 0.5   | 0      | 1.01  | 10... |     |       | 2024-01-12 07:24 |
| bsgDrawSystem    | 0     | 32... | 1.22346... | 58805       | Desp Brasil P LTDA U20 v Am...    | Match Od... | The Draw  | MATC...  | 2024-01-12 17:15 | BA... | 0     | 0.5   | 0      | 1.01  | 10... |     |       | 2024-01-12 16:48 |
| bsgDrawSystem    | 0     | 32... | 1.22306... | 58805       | Crusaders v Lama                  | Match Od... | The Draw  | MATC...  | 2024-01-12 19:45 | BA... | 0     | 0.5   | 0      | 1.01  | 10... |     |       | 2024-01-12 17:48 |

The Bf Bot Manager support team is often very fast in replying to issues, so I highly recommend them.

<https://www.bfbotmanager.com/en/help>

The Bf Bot Manual also has detailed explanations about each part of the software.

[https://www.bfbotmanager.com/en/help/knowledge\\_base/section/16-manuals](https://www.bfbotmanager.com/en/help/knowledge_base/section/16-manuals)

## 4.10 Starting the bots

Click on the "PAUSED" button to start the bots. Click again to pause them.

| Group by: 005 TW System Whitaker 4 Staknig ELSx4 % (Started 2024-7-11) 1,000 Bank (P/L: £361.04) |  |  |  |        |        |        |        |        |   |  |  |   |        |
|--|--|--|--|--------|--------|--------|--------|--------|---|--|--|---|--------|
|  |  |  |  |        |        |        |        |        |   |  |  |   |        |
|  |  |  | A1.01 BSG Bot A1 PM opp. 1/6W4% (16.6%)      | £30.47 | 22/59  | 37.00% | 22/59  | 37.00% | <input checked="" type="checkbox"/> STARTED |  |  | 0 | £30.47 |
|  |  |  | A1.02 BSG Bot A2 PM curr 1/6W4% (16.6%)      | £57.97 | 51/139 | 37.00% | 51/139 | 37.00% | <input type="checkbox"/> PAUSED             |  |  | 0 | £57.97 |
|  |  |  | A1.03 BSG Bot A3 IP curr 1/6W4% (16.6%)      | £47.68 | 28/91  | 31.00% | 28/91  | 31.00% | <input type="checkbox"/> PAUSED             |  |  | 0 | £47.68 |
|  |  |  | A1.04 BSG Bot A4 IP opp 1/6W4% (16.6%)       | £31.77 | 20/67  | 30.00% | 20/67  | 30.00% | <input type="checkbox"/> PAUSED             |  |  | 0 | £31.77 |
|  |  |  | A1.05 BSG Bot A5 IP opp+4 1/6W4% (16.6%)     | £0.66  | 8/38   | 21.00% | 8/38   | 21.00% | <input type="checkbox"/> PAUSED             |  |  | 0 | £0.66  |
|  |  |  | A1.06 BSG Bot A6 PM 0-0CC 1/6W4% (16.6%)     | £12.58 | 16/121 | 13.00% | 16/121 | 13.00% | <input type="checkbox"/> PAUSED             |  |  | 0 | £12.58 |
|  |  |  | A2.01 BM Draws A1 Bot PM opp. 1/5W4% (T...   | £54.06 | 18/39  | 46.00% | 18/39  | 46.00% | <input type="checkbox"/> PAUSED             |  |  | 0 | £54.06 |
|  |  |  | A2.02 BM Draws A2 Bot PM curr. 1/5W4% (T...  | £20.13 | 22/63  | 35.00% | 22/63  | 35.00% | <input type="checkbox"/> PAUSED             |  |  | 0 | £20.13 |
|  |  |  | A2.03 BM Draws A3 Bot IP curr. 1/5W4% (T...  | £33.81 | 15/47  | 32.00% | 15/47  | 32.00% | <input type="checkbox"/> PAUSED             |  |  | 0 | £33.81 |
|  |  |  | A2.04 BM Draws A4 Bot IP opp. 1/5W4% (T...   | £49.16 | 15/41  | 37.00% | 15/41  | 37.00% | <input type="checkbox"/> PAUSED             |  |  | 0 | £49.16 |
|  |  |  | A2.05 BM Draws A5 Bot IP opp+4t 1/5W4% (...) | £43.77 | 10/25  | 40.00% | 10/25  | 40.00% | <input type="checkbox"/> PAUSED             |  |  | 0 | £43.77 |
|  |  |  | A3.01 BM LD W4% 2023 Colossus 01 Home ...    | £52.59 | 2/3    | 67.00% | 2/3    | 67.00% | <input type="checkbox"/> PAUSED             |  |  | 0 | £52.59 |

It is recommended to run them in simulation mode for 1 day so that you see how the bots work and that your stake settings are working as expected.

When you are ready to bet in real mode, you can reset the bots P/L and bet data by left-clicking the "restart" icon for each bot. You can change the All-time P/L to zero by left-clicking on the cell and manually typing in "0" for each bot.

| MARKETS (3/58)   BOTS/STRATEGIES   STEAMERS/DRIFTERS   BETS   RESULTS   NEWS |      |     |  |             |                |                  |               |             |                                 |          |         |              |       |
|--|------|-----|--|-------------|----------------|------------------|---------------|-------------|---------------------------------|----------|---------|--------------|-------|
| Show   | Name | P/L | Wins/Total                                   | Strike rate | Market wins... | Markets strik... | Unmatched/... | Start/Pause | Edit                            | Add rule | Restart | All time P/L |       |
| Group by: (P/L: £0.00)   |      |     |  |             |                |                  |               |             |                                 |          |         |              |       |
| Group by: 0102 BSG Draw System TippingSports 1 GBP (P/L: £0.00)              |      |     |  |             |                |                  |               |             |                                 |          |         |              |       |
|  |      |     | B1 BSG Draw System £1 Opposite Odds 0102     | £0.00       | 0/0            | 0.00%            | 0/0           | 0.00%       | <input type="checkbox"/> PAUSED |          |         | 0            | £0.00 |
|  |      |     | B2 BSG Draw System £1 Current Odds 0102      | £0.00       | 0/0            | 0.00%            | 0/0           | 0.00%       | <input type="checkbox"/> PAUSED |          |         | 0            | £0.00 |
|  |      |     | B3 BSG Draw System £1 IP Current Odds 0102   | £0.00       | 0/0            | 0.00%            | 0/0           | 0.00%       | <input type="checkbox"/> PAUSED |          |         | 0            | £0.00 |
|  |      |     | B4 BSG Draw System £1 IP Opp Odds 0102       | £0.00       | 0/0            | 0.00%            | 0/0           | 0.00%       | <input type="checkbox"/> PAUSED |          |         | 0            | £0.00 |
|  |      |     | B5 BSG Draw System £1 IP Opp +4 0102         | £0.00       | 0/0            | 0.00%            | 0/0           | 0.00%       | <input type="checkbox"/> PAUSED |          |         | 0            | £0.00 |
|  |      |     | B6 BSG Draw System £1 CC0-0 Current Odds ... | £0.00       | 0/0            | 0.00%            | 0/0           | 0.00%       | <input type="checkbox"/> PAUSED |          |         | 0            | £0.00 |
|  |      |     | T7 BSG Draw System £0.1 TRACKER Current ...  | £0.00       | 0/0            | 0.00%            | 0/0           | 0.00%       | <input type="checkbox"/> PAUSED |          |         | 0            | £0.00 |

## 5 Commonly Asked Questions

Here are some common questions I get:

| # | Common Questions  | My answers  |
|---|---|---|
| 1 | Are we due a winning run?   | <b>No. Losing and winning runs come randomly and are unconnected.</b> Your results should move into profit over the long term due to the <i>volume</i> of value bets placed.  |
| 2 | Is it a good idea to increase stakes during a losing run?                     | <b>No. You can increase or decrease stakes anytime.</b> Winning and losing runs are not connected. Each time you change stakes, plan for a <b>100 point bank with Whitaker Staking</b> to handle the estimated volatility range for the next 1,000 bets.  |
| 3 | If I want to take a break, will I miss out on the winning streak that is due? | <b>No. You can stop and start the system anytime you like.</b> Winning and losing runs are not connected. "Winning" is achieved by a high volume of bets with the expected win rate. It is up to you when you place those bets. You can take breaks anytime. It will not mess up the system.  |
| 4 | Can I use percentage staking?   | <b>Yes. Winning and losing runs are unconnected and come at random times.</b> Percentage staking protects the bank. BUT if you are unlucky enough to get a losing run that reduces your bank under its starting level, then it may take longer to reach your target profit levels. Success is based on the VOLUME of bets placed. The more bets you place, the more chance that your results will get closer to the long term mean win rate.  |
| 5 | Which is better, percentage or level stakes? LC or NLC?                       | <b>Either are okay. Both have pros and cons.</b><br><b>Level stakes and Whitaker Staking NLC</b> is risky in the short term if you hit several losing runs and your bank gets reduced a lot. But it will rebound quicker from early losing runs since it does not reduce its stakes. AND, the longer you follow the system, the safer your bank will be as losing runs will probably only affect your profit after you hit the 1,000 bet mark. Less risk for less gain over the long term.<br><b>Percentage staking linked to the cumulative bank balance with Whitaker Staking LC</b> allows you to commit a fixed amount to the system and not have to refill. If you get winning runs, then your bank will increase very quickly and make more money than the level stakes version, BUT once you have a high balance, you could still see that drop by 50% on a bad run, so you are <i>always</i> risking <i>all</i> of your bank. More risk for more gain over the long term. |
| 6 | Which bots/systems should I follow?   | <b>As many as possible.</b> The higher volume of value bets we apply to the bank, the more chance we have of getting results similar to the long term trend data.   |
| 7 | What stake size should I use?   | <b>Use Whitaker Staking with a 100 point bank.</b><br><br>If you want to use level stakes (i.e. for manual betting without referring to the Whitaker Staking table all the time), use the average win rate (or average odds) of your betting system and then use that ELSx4 bank calculated stake percentage for all your bets.   |
| 8 | What is Whitaker Staking?   | <b>Stake size changes depending on the odds to balance out risk/reward.</b> It bets more on low odds and less on high odds. The amount for each odds level is set so that it can withstand a ELSx4 losing run for that odds-implied win rate. It is explained in more detail in <i>The Staking Plans Book</i> .   |

## 6 Whitaker Staking (ELSx4-1000) Full Staking Table

[Download Excel File version here](#)

| All Betfair ticks | Implied Win Rate from odds | ELSx4 (Bank in Units) | Stake (in Points) | Target Profit |
|-------------------|----------------------------|-----------------------|-------------------|---------------|
| 1.01              | 99.01%                     | 5.99                  | 16.70             | 0.17          |
| 1.02              | 98.04%                     | 7.03                  | 14.23             | 0.28          |
| 1.03              | 97.09%                     | 7.81                  | 12.80             | 0.38          |
| 1.04              | 96.15%                     | 8.48                  | 11.79             | 0.47          |
| 1.05              | 95.24%                     | 9.08                  | 11.02             | 0.55          |
| 1.06              | 94.34%                     | 9.62                  | 10.39             | 0.62          |
| 1.07              | 93.46%                     | 10.13                 | 9.87              | 0.69          |
| 1.08              | 92.59%                     | 10.62                 | 9.42              | 0.75          |
| 1.09              | 91.74%                     | 11.08                 | 9.03              | 0.81          |
| 1.1               | 90.91%                     | 11.52                 | 8.68              | 0.87          |
| 1.11              | 90.09%                     | 11.95                 | 8.37              | 0.92          |
| 1.12              | 89.29%                     | 12.37                 | 8.08              | 0.97          |
| 1.13              | 88.50%                     | 12.78                 | 7.83              | 1.02          |
| 1.14              | 87.72%                     | 13.18                 | 7.59              | 1.06          |
| 1.15              | 86.96%                     | 13.57                 | 7.37              | 1.11          |
| 1.16              | 86.21%                     | 13.95                 | 7.17              | 1.15          |
| 1.17              | 85.47%                     | 14.32                 | 6.98              | 1.19          |
| 1.18              | 84.75%                     | 14.69                 | 6.81              | 1.22          |
| 1.19              | 84.03%                     | 15.06                 | 6.64              | 1.26          |
| 1.2               | 83.33%                     | 15.42                 | 6.48              | 1.30          |
| 1.21              | 82.64%                     | 15.78                 | 6.34              | 1.33          |
| 1.22              | 81.97%                     | 16.13                 | 6.20              | 1.36          |
| 1.23              | 81.30%                     | 16.48                 | 6.07              | 1.40          |
| 1.24              | 80.65%                     | 16.83                 | 5.94              | 1.43          |
| 1.25              | 80.00%                     | 17.17                 | 5.82              | 1.46          |
| 1.26              | 79.37%                     | 17.51                 | 5.71              | 1.49          |
| 1.27              | 78.74%                     | 17.85                 | 5.60              | 1.51          |
| 1.28              | 78.13%                     | 18.18                 | 5.50              | 1.54          |
| 1.29              | 77.52%                     | 18.51                 | 5.40              | 1.57          |
| 1.3               | 76.92%                     | 18.84                 | 5.31              | 1.59          |
| 1.31              | 76.34%                     | 19.17                 | 5.22              | 1.62          |
| 1.32              | 75.76%                     | 19.50                 | 5.13              | 1.64          |
| 1.33              | 75.19%                     | 19.82                 | 5.04              | 1.66          |
| 1.34              | 74.63%                     | 20.15                 | 4.96              | 1.69          |
| 1.35              | 74.07%                     | 20.47                 | 4.89              | 1.71          |
| 1.36              | 73.53%                     | 20.79                 | 4.81              | 1.73          |
| 1.37              | 72.99%                     | 21.11                 | 4.74              | 1.75          |
| 1.38              | 72.46%                     | 21.42                 | 4.67              | 1.77          |
| 1.39              | 71.94%                     | 21.74                 | 4.60              | 1.79          |
| 1.4               | 71.43%                     | 22.06                 | 4.53              | 1.81          |
| 1.41              | 70.92%                     | 22.37                 | 4.47              | 1.83          |
| 1.42              | 70.42%                     | 22.68                 | 4.41              | 1.85          |
| 1.43              | 69.93%                     | 22.99                 | 4.35              | 1.87          |
| 1.44              | 69.44%                     | 23.31                 | 4.29              | 1.89          |
| 1.45              | 68.97%                     | 23.61                 | 4.23              | 1.91          |
| 1.46              | 68.49%                     | 23.92                 | 4.18              | 1.92          |
| 1.47              | 68.03%                     | 24.23                 | 4.13              | 1.94          |
| 1.48              | 67.57%                     | 24.54                 | 4.08              | 1.96          |
| 1.49              | 67.11%                     | 24.85                 | 4.02              | 1.97          |
| 1.5               | 66.67%                     | 25.15                 | 3.98              | 1.99          |
| 1.51              | 66.23%                     | 25.46                 | 3.93              | 2.00          |
| 1.52              | 65.79%                     | 25.76                 | 3.88              | 2.02          |
| 1.53              | 65.36%                     | 26.06                 | 3.84              | 2.03          |
| 1.54              | 64.94%                     | 26.37                 | 3.79              | 2.05          |
| 1.55              | 64.52%                     | 26.67                 | 3.75              | 2.06          |
| 1.56              | 64.10%                     | 26.97                 | 3.71              | 2.08          |
| 1.57              | 63.69%                     | 27.27                 | 3.67              | 2.09          |
| 1.58              | 63.29%                     | 27.57                 | 3.63              | 2.10          |
| 1.59              | 62.89%                     | 27.87                 | 3.59              | 2.12          |
| 1.6               | 62.50%                     | 28.17                 | 3.55              | 2.13          |
| 1.61              | 62.11%                     | 28.47                 | 3.51              | 2.14          |
| 1.62              | 61.73%                     | 28.77                 | 3.48              | 2.16          |
| 1.63              | 61.35%                     | 29.07                 | 3.44              | 2.17          |
| 1.64              | 60.98%                     | 29.36                 | 3.41              | 2.18          |
| 1.65              | 60.61%                     | 29.66                 | 3.37              | 2.19          |
| 1.66              | 60.24%                     | 29.96                 | 3.34              | 2.20          |
| 1.67              | 59.88%                     | 30.25                 | 3.31              | 2.21          |
| 1.68              | 59.52%                     | 30.55                 | 3.27              | 2.23          |
| 1.69              | 59.17%                     | 30.85                 | 3.24              | 2.24          |



|      |        |       |      |      |
|------|--------|-------|------|------|
| 1.7  | 58.82% | 31.14 | 3.21 | 2.25 |
| 1.71 | 58.48% | 31.44 | 3.18 | 2.26 |
| 1.72 | 58.14% | 31.73 | 3.15 | 2.27 |
| 1.73 | 57.80% | 32.02 | 3.12 | 2.28 |
| 1.74 | 57.47% | 32.32 | 3.09 | 2.29 |
| 1.75 | 57.14% | 32.61 | 3.07 | 2.30 |
| 1.76 | 56.82% | 32.90 | 3.04 | 2.31 |
| 1.77 | 56.50% | 33.20 | 3.01 | 2.32 |
| 1.78 | 56.18% | 33.49 | 2.99 | 2.33 |
| 1.79 | 55.87% | 33.78 | 2.96 | 2.34 |
| 1.8  | 55.56% | 34.07 | 2.93 | 2.35 |
| 1.81 | 55.25% | 34.36 | 2.91 | 2.36 |
| 1.82 | 54.95% | 34.66 | 2.89 | 2.37 |
| 1.83 | 54.64% | 34.95 | 2.86 | 2.37 |
| 1.84 | 54.35% | 35.24 | 2.84 | 2.38 |
| 1.85 | 54.05% | 35.53 | 2.81 | 2.39 |
| 1.86 | 53.76% | 35.82 | 2.79 | 2.40 |
| 1.87 | 53.48% | 36.11 | 2.77 | 2.41 |
| 1.88 | 53.19% | 36.40 | 2.75 | 2.42 |
| 1.89 | 52.91% | 36.69 | 2.73 | 2.43 |
| 1.9  | 52.63% | 36.98 | 2.70 | 2.43 |
| 1.91 | 52.36% | 37.27 | 2.68 | 2.44 |
| 1.92 | 52.08% | 37.56 | 2.66 | 2.45 |
| 1.93 | 51.81% | 37.85 | 2.64 | 2.46 |
| 1.94 | 51.55% | 38.13 | 2.62 | 2.46 |
| 1.95 | 51.28% | 38.42 | 2.60 | 2.47 |
| 1.96 | 51.02% | 38.71 | 2.58 | 2.48 |
| 1.97 | 50.76% | 39.00 | 2.56 | 2.49 |
| 1.98 | 50.51% | 39.29 | 2.55 | 2.49 |
| 1.99 | 50.25% | 39.58 | 2.53 | 2.50 |
| 2    | 50.00% | 39.86 | 2.51 | 2.51 |
| 2.02 | 49.50% | 40.44 | 2.47 | 2.52 |
| 2.04 | 49.02% | 41.01 | 2.44 | 2.54 |
| 2.06 | 48.54% | 41.59 | 2.40 | 2.55 |
| 2.08 | 48.08% | 42.16 | 2.37 | 2.56 |
| 2.1  | 47.62% | 42.73 | 2.34 | 2.57 |
| 2.12 | 47.17% | 43.30 | 2.31 | 2.59 |
| 2.14 | 46.73% | 43.87 | 2.28 | 2.60 |
| 2.16 | 46.30% | 44.45 | 2.25 | 2.61 |
| 2.18 | 45.87% | 45.02 | 2.22 | 2.62 |
| 2.2  | 45.45% | 45.59 | 2.19 | 2.63 |
| 2.22 | 45.05% | 46.16 | 2.17 | 2.64 |
| 2.24 | 44.64% | 46.72 | 2.14 | 2.65 |
| 2.26 | 44.25% | 47.29 | 2.11 | 2.66 |
| 2.28 | 43.86% | 47.86 | 2.09 | 2.67 |
| 2.3  | 43.48% | 48.43 | 2.06 | 2.68 |
| 2.32 | 43.10% | 49.00 | 2.04 | 2.69 |
| 2.34 | 42.74% | 49.56 | 2.02 | 2.70 |
| 2.36 | 42.37% | 50.13 | 1.99 | 2.71 |
| 2.38 | 42.02% | 50.70 | 1.97 | 2.72 |
| 2.4  | 41.67% | 51.26 | 1.95 | 2.73 |
| 2.42 | 41.32% | 51.83 | 1.93 | 2.74 |
| 2.44 | 40.98% | 52.40 | 1.91 | 2.75 |
| 2.46 | 40.65% | 52.96 | 1.89 | 2.76 |
| 2.48 | 40.32% | 53.53 | 1.87 | 2.77 |
| 2.5  | 40.00% | 54.09 | 1.85 | 2.77 |
| 2.52 | 39.68% | 54.66 | 1.83 | 2.78 |
| 2.54 | 39.37% | 55.22 | 1.81 | 2.79 |
| 2.56 | 39.06% | 55.78 | 1.79 | 2.80 |
| 2.58 | 38.76% | 56.35 | 1.77 | 2.80 |
| 2.6  | 38.46% | 56.91 | 1.76 | 2.81 |
| 2.62 | 38.17% | 57.48 | 1.74 | 2.82 |
| 2.64 | 37.88% | 58.04 | 1.72 | 2.83 |
| 2.66 | 37.59% | 58.60 | 1.71 | 2.83 |
| 2.68 | 37.31% | 59.16 | 1.69 | 2.84 |
| 2.7  | 37.04% | 59.73 | 1.67 | 2.85 |
| 2.72 | 36.76% | 60.29 | 1.66 | 2.85 |
| 2.74 | 36.50% | 60.85 | 1.64 | 2.86 |
| 2.76 | 36.23% | 61.41 | 1.63 | 2.87 |
| 2.78 | 35.97% | 61.98 | 1.61 | 2.87 |
| 2.8  | 35.71% | 62.54 | 1.60 | 2.88 |
| 2.82 | 35.46% | 63.10 | 1.58 | 2.88 |
| 2.84 | 35.21% | 63.66 | 1.57 | 2.89 |
| 2.86 | 34.97% | 64.22 | 1.56 | 2.90 |
| 2.88 | 34.72% | 64.78 | 1.54 | 2.90 |

|      |        |        |      |      |
|------|--------|--------|------|------|
| 2.9  | 34.48% | 65.34  | 1.53 | 2.91 |
| 2.92 | 34.25% | 65.90  | 1.52 | 2.91 |
| 2.94 | 34.01% | 66.47  | 1.50 | 2.92 |
| 2.96 | 33.78% | 67.03  | 1.49 | 2.92 |
| 2.98 | 33.56% | 67.59  | 1.48 | 2.93 |
| 3    | 33.33% | 68.15  | 1.47 | 2.93 |
| 3.05 | 32.79% | 69.55  | 1.44 | 2.95 |
| 3.1  | 32.26% | 70.95  | 1.41 | 2.96 |
| 3.15 | 31.75% | 72.34  | 1.38 | 2.97 |
| 3.2  | 31.25% | 73.74  | 1.36 | 2.98 |
| 3.25 | 30.77% | 75.14  | 1.33 | 2.99 |
| 3.3  | 30.30% | 76.54  | 1.31 | 3.01 |
| 3.35 | 29.85% | 77.93  | 1.28 | 3.02 |
| 3.4  | 29.41% | 79.33  | 1.26 | 3.03 |
| 3.45 | 28.99% | 80.72  | 1.24 | 3.03 |
| 3.5  | 28.57% | 82.12  | 1.22 | 3.04 |
| 3.55 | 28.17% | 83.51  | 1.20 | 3.05 |
| 3.6  | 27.78% | 84.91  | 1.18 | 3.06 |
| 3.65 | 27.40% | 86.30  | 1.16 | 3.07 |
| 3.7  | 27.03% | 87.69  | 1.14 | 3.08 |
| 3.75 | 26.67% | 89.09  | 1.12 | 3.09 |
| 3.8  | 26.32% | 90.48  | 1.11 | 3.09 |
| 3.85 | 25.97% | 91.87  | 1.09 | 3.10 |
| 3.9  | 25.64% | 93.26  | 1.07 | 3.11 |
| 3.95 | 25.32% | 94.66  | 1.06 | 3.12 |
| 4    | 25.00% | 96.05  | 1.04 | 3.12 |
| 4.1  | 24.39% | 98.83  | 1.01 | 3.14 |
| 4.2  | 23.81% | 101.61 | 0.98 | 3.15 |
| 4.3  | 23.26% | 104.39 | 0.96 | 3.16 |
| 4.4  | 22.73% | 107.17 | 0.93 | 3.17 |
| 4.5  | 22.22% | 109.95 | 0.91 | 3.18 |
| 4.6  | 21.74% | 112.72 | 0.89 | 3.19 |
| 4.7  | 21.28% | 115.50 | 0.87 | 3.20 |
| 4.8  | 20.83% | 118.28 | 0.85 | 3.21 |
| 4.9  | 20.41% | 121.05 | 0.83 | 3.22 |
| 5    | 20.00% | 123.83 | 0.81 | 3.23 |
| 5.1  | 19.61% | 126.60 | 0.79 | 3.24 |
| 5.2  | 19.23% | 129.37 | 0.77 | 3.25 |
| 5.3  | 18.87% | 132.15 | 0.76 | 3.25 |
| 5.4  | 18.52% | 134.92 | 0.74 | 3.26 |
| 5.5  | 18.18% | 137.69 | 0.73 | 3.27 |
| 5.6  | 17.86% | 140.47 | 0.71 | 3.27 |
| 5.7  | 17.54% | 143.24 | 0.70 | 3.28 |
| 5.8  | 17.24% | 146.01 | 0.68 | 3.29 |
| 5.9  | 16.95% | 148.78 | 0.67 | 3.29 |
| 6    | 16.67% | 151.55 | 0.66 | 3.30 |
| 6.2  | 16.13% | 157.09 | 0.64 | 3.31 |
| 6.4  | 15.63% | 162.63 | 0.61 | 3.32 |
| 6.6  | 15.15% | 168.17 | 0.59 | 3.33 |
| 6.8  | 14.71% | 173.71 | 0.58 | 3.34 |
| 7    | 14.29% | 179.25 | 0.56 | 3.35 |
| 7.2  | 13.89% | 184.78 | 0.54 | 3.36 |
| 7.4  | 13.51% | 190.32 | 0.53 | 3.36 |
| 7.6  | 13.16% | 195.86 | 0.51 | 3.37 |
| 7.8  | 12.82% | 201.39 | 0.50 | 3.38 |
| 8    | 12.50% | 206.93 | 0.48 | 3.38 |
| 8.2  | 12.20% | 212.46 | 0.47 | 3.39 |
| 8.4  | 11.90% | 217.99 | 0.46 | 3.39 |
| 8.6  | 11.63% | 223.53 | 0.45 | 3.40 |
| 8.8  | 11.36% | 229.06 | 0.44 | 3.41 |
| 9    | 11.11% | 234.59 | 0.43 | 3.41 |
| 9.2  | 10.87% | 240.12 | 0.42 | 3.41 |
| 9.4  | 10.64% | 245.66 | 0.41 | 3.42 |
| 9.6  | 10.42% | 251.19 | 0.40 | 3.42 |
| 9.8  | 10.20% | 256.72 | 0.39 | 3.43 |
| 10   | 10.00% | 262.25 | 0.38 | 3.43 |
| 10.5 | 9.52%  | 276.08 | 0.36 | 3.44 |
| 11   | 9.09%  | 289.91 | 0.34 | 3.45 |
| 11.5 | 8.70%  | 303.73 | 0.33 | 3.46 |
| 12   | 8.33%  | 317.56 | 0.31 | 3.46 |
| 12.5 | 8.00%  | 331.38 | 0.30 | 3.47 |
| 13   | 7.69%  | 345.20 | 0.29 | 3.48 |
| 13.5 | 7.41%  | 359.03 | 0.28 | 3.48 |
| 14   | 7.14%  | 372.85 | 0.27 | 3.49 |
| 14.5 | 6.90%  | 386.67 | 0.26 | 3.49 |

|      |       |          |      |      |
|------|-------|----------|------|------|
| 15   | 6.67% | 400.49   | 0.25 | 3.50 |
| 15.5 | 6.45% | 414.31   | 0.24 | 3.50 |
| 16   | 6.25% | 428.13   | 0.23 | 3.50 |
| 16.5 | 6.06% | 441.95   | 0.23 | 3.51 |
| 17   | 5.88% | 455.77   | 0.22 | 3.51 |
| 17.5 | 5.71% | 469.59   | 0.21 | 3.51 |
| 18   | 5.56% | 483.41   | 0.21 | 3.52 |
| 18.5 | 5.41% | 497.23   | 0.20 | 3.52 |
| 19   | 5.26% | 511.05   | 0.20 | 3.52 |
| 19.5 | 5.13% | 524.87   | 0.19 | 3.52 |
| 20   | 5.00% | 538.69   | 0.19 | 3.53 |
| 21   | 4.76% | 566.32   | 0.18 | 3.53 |
| 22   | 4.55% | 593.96   | 0.17 | 3.54 |
| 23   | 4.35% | 621.60   | 0.16 | 3.54 |
| 24   | 4.17% | 649.23   | 0.15 | 3.54 |
| 25   | 4.00% | 676.87   | 0.15 | 3.55 |
| 26   | 3.85% | 704.50   | 0.14 | 3.55 |
| 27   | 3.70% | 732.14   | 0.14 | 3.55 |
| 28   | 3.57% | 759.77   | 0.13 | 3.55 |
| 29   | 3.45% | 787.40   | 0.13 | 3.56 |
| 30   | 3.33% | 815.04   | 0.12 | 3.56 |
| 32   | 3.13% | 870.30   | 0.11 | 3.56 |
| 34   | 2.94% | 925.57   | 0.11 | 3.57 |
| 36   | 2.78% | 980.84   | 0.10 | 3.57 |
| 38   | 2.63% | 1036.10  | 0.10 | 3.57 |
| 40   | 2.50% | 1091.37  | 0.09 | 3.57 |
| 42   | 2.38% | 1146.63  | 0.09 | 3.58 |
| 44   | 2.27% | 1201.90  | 0.08 | 3.58 |
| 46   | 2.17% | 1257.16  | 0.08 | 3.58 |
| 48   | 2.08% | 1312.43  | 0.08 | 3.58 |
| 50   | 2.00% | 1367.69  | 0.07 | 3.58 |
| 55   | 1.82% | 1505.85  | 0.07 | 3.59 |
| 60   | 1.67% | 1644.01  | 0.06 | 3.59 |
| 65   | 1.54% | 1782.17  | 0.06 | 3.59 |
| 70   | 1.43% | 1920.32  | 0.05 | 3.59 |
| 75   | 1.33% | 2058.48  | 0.05 | 3.59 |
| 80   | 1.25% | 2196.64  | 0.05 | 3.60 |
| 85   | 1.18% | 2334.79  | 0.04 | 3.60 |
| 90   | 1.11% | 2472.95  | 0.04 | 3.60 |
| 95   | 1.05% | 2611.11  | 0.04 | 3.60 |
| 100  | 1.00% | 2749.26  | 0.04 | 3.60 |
| 110  | 0.91% | 3025.58  | 0.03 | 3.60 |
| 120  | 0.83% | 3301.89  | 0.03 | 3.60 |
| 130  | 0.77% | 3578.20  | 0.03 | 3.61 |
| 140  | 0.71% | 3854.51  | 0.03 | 3.61 |
| 150  | 0.67% | 4130.82  | 0.02 | 3.61 |
| 160  | 0.63% | 4407.13  | 0.02 | 3.61 |
| 170  | 0.59% | 4683.44  | 0.02 | 3.61 |
| 180  | 0.56% | 4959.76  | 0.02 | 3.61 |
| 190  | 0.53% | 5236.07  | 0.02 | 3.61 |
| 200  | 0.50% | 5512.38  | 0.02 | 3.61 |
| 210  | 0.48% | 5788.69  | 0.02 | 3.61 |
| 220  | 0.45% | 6065.00  | 0.02 | 3.61 |
| 230  | 0.43% | 6341.31  | 0.02 | 3.61 |
| 240  | 0.42% | 6617.62  | 0.02 | 3.61 |
| 250  | 0.40% | 6893.93  | 0.01 | 3.61 |
| 260  | 0.38% | 7170.24  | 0.01 | 3.61 |
| 270  | 0.37% | 7446.55  | 0.01 | 3.61 |
| 280  | 0.36% | 7722.86  | 0.01 | 3.61 |
| 290  | 0.34% | 7999.17  | 0.01 | 3.61 |
| 300  | 0.33% | 8275.48  | 0.01 | 3.61 |
| 310  | 0.32% | 8551.79  | 0.01 | 3.61 |
| 320  | 0.31% | 8828.10  | 0.01 | 3.61 |
| 330  | 0.30% | 9104.41  | 0.01 | 3.61 |
| 340  | 0.29% | 9380.72  | 0.01 | 3.61 |
| 350  | 0.29% | 9657.04  | 0.01 | 3.61 |
| 360  | 0.28% | 9933.35  | 0.01 | 3.61 |
| 370  | 0.27% | 10209.66 | 0.01 | 3.61 |
| 380  | 0.26% | 10485.97 | 0.01 | 3.61 |
| 390  | 0.26% | 10762.28 | 0.01 | 3.61 |
| 400  | 0.25% | 11038.59 | 0.01 | 3.61 |
| 410  | 0.24% | 11314.90 | 0.01 | 3.61 |
| 420  | 0.24% | 11591.21 | 0.01 | 3.61 |
| 430  | 0.23% | 11867.52 | 0.01 | 3.61 |
| 440  | 0.23% | 12143.83 | 0.01 | 3.62 |

|      |       |          |      |      |
|------|-------|----------|------|------|
| 450  | 0.22% | 12420.14 | 0.01 | 3.62 |
| 460  | 0.22% | 12696.45 | 0.01 | 3.62 |
| 470  | 0.21% | 12972.76 | 0.01 | 3.62 |
| 480  | 0.21% | 13249.07 | 0.01 | 3.62 |
| 490  | 0.20% | 13525.38 | 0.01 | 3.62 |
| 500  | 0.20% | 13801.69 | 0.01 | 3.62 |
| 510  | 0.20% | 14078.00 | 0.01 | 3.62 |
| 520  | 0.19% | 14354.31 | 0.01 | 3.62 |
| 530  | 0.19% | 14630.62 | 0.01 | 3.62 |
| 540  | 0.19% | 14906.93 | 0.01 | 3.62 |
| 550  | 0.18% | 15183.24 | 0.01 | 3.62 |
| 560  | 0.18% | 15459.55 | 0.01 | 3.62 |
| 570  | 0.18% | 15735.86 | 0.01 | 3.62 |
| 580  | 0.17% | 16012.17 | 0.01 | 3.62 |
| 590  | 0.17% | 16288.48 | 0.01 | 3.62 |
| 600  | 0.17% | 16564.79 | 0.01 | 3.62 |
| 610  | 0.16% | 16841.10 | 0.01 | 3.62 |
| 620  | 0.16% | 17117.41 | 0.01 | 3.62 |
| 630  | 0.16% | 17393.72 | 0.01 | 3.62 |
| 640  | 0.16% | 17670.03 | 0.01 | 3.62 |
| 650  | 0.15% | 17946.34 | 0.01 | 3.62 |
| 660  | 0.15% | 18222.65 | 0.01 | 3.62 |
| 670  | 0.15% | 18498.97 | 0.01 | 3.62 |
| 680  | 0.15% | 18775.28 | 0.01 | 3.62 |
| 690  | 0.14% | 19051.59 | 0.01 | 3.62 |
| 700  | 0.14% | 19327.90 | 0.01 | 3.62 |
| 710  | 0.14% | 19604.21 | 0.01 | 3.62 |
| 720  | 0.14% | 19880.52 | 0.01 | 3.62 |
| 730  | 0.14% | 20156.83 | 0.01 | 7.29 |
| 740  | 0.14% | 20433.14 | 0.01 | 7.39 |
| 750  | 0.13% | 20709.45 | 0.01 | 7.49 |
| 760  | 0.13% | 20985.76 | 0.01 | 7.59 |
| 770  | 0.13% | 21262.07 | 0.01 | 7.69 |
| 780  | 0.13% | 21538.38 | 0.01 | 7.79 |
| 790  | 0.13% | 21814.69 | 0.01 | 7.89 |
| 800  | 0.13% | 22091.00 | 0.01 | 7.99 |
| 810  | 0.12% | 22367.31 | 0.01 | 8.09 |
| 820  | 0.12% | 22643.62 | 0.01 | 8.19 |
| 830  | 0.12% | 22919.93 | 0.01 | 8.29 |
| 840  | 0.12% | 23196.24 | 0.01 | 8.39 |
| 850  | 0.12% | 23472.55 | 0.01 | 8.49 |
| 860  | 0.12% | 23748.86 | 0.01 | 8.59 |
| 870  | 0.11% | 24025.17 | 0.01 | 8.69 |
| 880  | 0.11% | 24301.48 | 0.01 | 8.79 |
| 890  | 0.11% | 24577.79 | 0.01 | 8.89 |
| 900  | 0.11% | 24854.10 | 0.01 | 8.99 |
| 910  | 0.11% | 25130.41 | 0.01 | 9.09 |
| 920  | 0.11% | 25406.72 | 0.01 | 9.19 |
| 930  | 0.11% | 25683.03 | 0.01 | 9.29 |
| 940  | 0.11% | 25959.34 | 0.01 | 9.39 |
| 950  | 0.11% | 26235.65 | 0.01 | 9.49 |
| 960  | 0.10% | 26511.96 | 0.01 | 9.59 |
| 970  | 0.10% | 26788.27 | 0.01 | 9.69 |
| 980  | 0.10% | 27064.58 | 0.01 | 9.79 |
| 990  | 0.10% | 27340.89 | 0.01 | 9.89 |
| 1000 | 0.10% | 27617.20 | 0.01 | 9.99 |

\*At the end, the stakes get too small, so red shaded 0.01 becomes the minimum stake level.